



RISHANG WEBSITE RISHANG WECHAT

Rishang Optoelectronics Co., Ltd

- Address: Mason Building, No. 2519, Fenghuang Street, Guangming District, Shenzhen City, China
- 400-880-2460
- info@ledlamps.com.cn
- www.rs-led.cc

LED STRIP LIGHT

V1.0



**RISHANG**

To establish a top LED lighting brand with health, intelligence and low-carbon

# INTRODUCTION

## RISHANG OPTOELECTRONICS CO.,LTD

Rishang Optoelectronics Co., LTD., honored as a National High-tech Enterprise in Shenzhen, is a professional LED strip light provider that integrates research, manufacturing, and marketing. Rishang has been in the field of LED lighting for more than 16 years and independently developed the first full-automatic SMT module production line, the first LED strip automatic glue-dispensing and curing production line in China, and the first light efficiency simulation and test center for LED signage lighting, which helps to lead the drafting of occupational standard in LED lighting. Rishang obtained more than 500 patents, and a wide range of products, many of which have passed international and domestic certifications such as UL, CE, RoHS, CSA, RCM, SAA, CCC, CQC, explosion-proof, energy-saving, etc., also have passed the international management certificates including the ISO9001 for quality, ISO14001 for the environment, and ISO45001 for occupational safety and health.

Rishang LED strip lights can be applied indoors and outdoors as flood, indirect, and decorative lighting for shopping malls, hotels, displays, private houses, offices, landscapes, etc. We have collaborated with more than 1,000 well-known enterprises at home and abroad. Now, the company market covers all over the world, with over 60 domestic operation centers and distribution agencies, international sales departments, and Rishang LED GmbH, exporting the products to over 153 countries and regions.

As the LED strip lighting industry model, Rishang will adhere to the operation principle of "attentiveness" and "innovation" and continuously create greater products for the customers.

### ●State-owned Enterprise

Changjiang River Industrial Investment Group Co., Ltd  
The largest industrial investment group in Hubei Province.

### ●Listed Company at Main-Board Market

MASON Technology (002654)  
Top 50 in China LED industry by revenue

### ●National High-tech Enterprise

Obtained over 500 patents and qualifications



# COMPANY HISTORY



**2007**  
Rishang Optoelectronics Co., LTD.  
founded in Shenzhen

**2009**  
Set up SMD LED Encapsulation Division  
Set up reliability lab for solid-state lighting

**2010**  
Honored as 'Shenzhen High-tech Enterprise'  
Established the first automatic LED flex strip production line in China  
Elected as Vice President of Shenzhen LED Industry Associations  
Honored as 'Top 100 Enterprises of LED Lighting Applications in China'

**2008**  
Set up Rishang R&D centre  
Attained ISO9001 Quality Management System Certification  
Set up the 1st full-automatic SMT module production line in China  
Established nationwide sales network system

**2011**  
Brought in production line with RoHS standard,  
and all products were RoHS compliant  
Set up Rishang LED GmbH  
Honored as 'Top 100 Enterprises of LED Lighting Applications in China'  
Applied for more than 100 patents

**2012**  
Honored as 'National High-tech Enterprise'  
Led and drafted the industrial standard report for  
signage lighting and flex lighting

**2013**  
Set up TÜV key lab and UL WTDP lab  
Set up Shenzhen Lighting Environment  
Monitor and Testing Center  
Honored as 'Shenzhen Famous Brand'  
Attained ISO9001 Environmental  
Management System Certification

**2014**  
Honored as 'National Famous Brand  
in Guangdong Province'

**2017**  
Honored as 'National High-tech Enterprise'

**2016**  
TOP 10 LED lighting enterprises in international competitiveness in China

**2015**  
Entered into capital market (Stock code: 002654)

**2019**  
Owned the earliest and most complete COB full-automatic production line in China  
Honored as 'Well-known enterprises in Shenzhen'

**2020**  
Won the certificate of CSAIII


**2021**  
Won the 'Light' and 'Lightdot' Award

**2022**  
Set the Specification for energy  
efficiency minimum allowable  
values and energy efficiency  
grades of LED strip lights

**2023**  
Honored as the SRDI Enterprises in Shenzhen  
Honored as 'Well-known Enterprises in Shenzhen'

## ☀️ COMPANY BACKGROUND

Rishang Optoelectronics., a wholly-owned subsidiary of the state-controlled listed enterprise, Mason Technology (stock code 002654). With a solid financial foundation, reasonable management, and outstanding operation capabilities, Rishang has become the top brand in the fields of high-end LED signage and linear lighting, and participated in the draft of LED lighting standards in Shenzhen & Guangdong Province, which contributes to the standardized development of LED lighting industry.



## ☀️ IPD R&D PROCESS

Integrated Product Development (IPD) is a tried and trusted program level solution that formulates strategy whilst coordinating and prioritising the individual project contributions of a innovative and feedback based product development continuum. With a perfect IPD R&D process, we strictly follow the development process to make the product design more in line with the market demand and with more guaranteed quality.




**16+**  
IPD R&D Process

**50+**  
R&D Teams

**571+**  
Patents and Qualifications

**TÜV**  
German TÜV Authorized Lab



## ☀️ QUALITY MANAGEMENT SYSTEMS

Rishang is certified by the quality systems that complies with the ISO 9001- 2015, ISO14001-2015, ISO 45001, ISO 10012-2003 standards for the whole production cycle, the logistics and the marketing activities of its products. Upgrading the manufacturing process, to provide better products for the customers.

State-Controlled

▶️ HOLDING

Listed company at Main-Board

▶️ 100% HOLDING

National High-tech Enterprise

**Changjiang River Industrial Investment Group Co., Ltd**

The largest industrial investment group in Hubei Province.

**Shenzhen Mason Technology Co., Ltd**

Top 50 in the LED Industry by Revenue


**Shenzhen Rishang Optoelectronics Co., Ltd**

Aim to be a first-class provider of healthy and intelligent LED lighting.



# ☀ INTELLIGENT MANUFACTURING

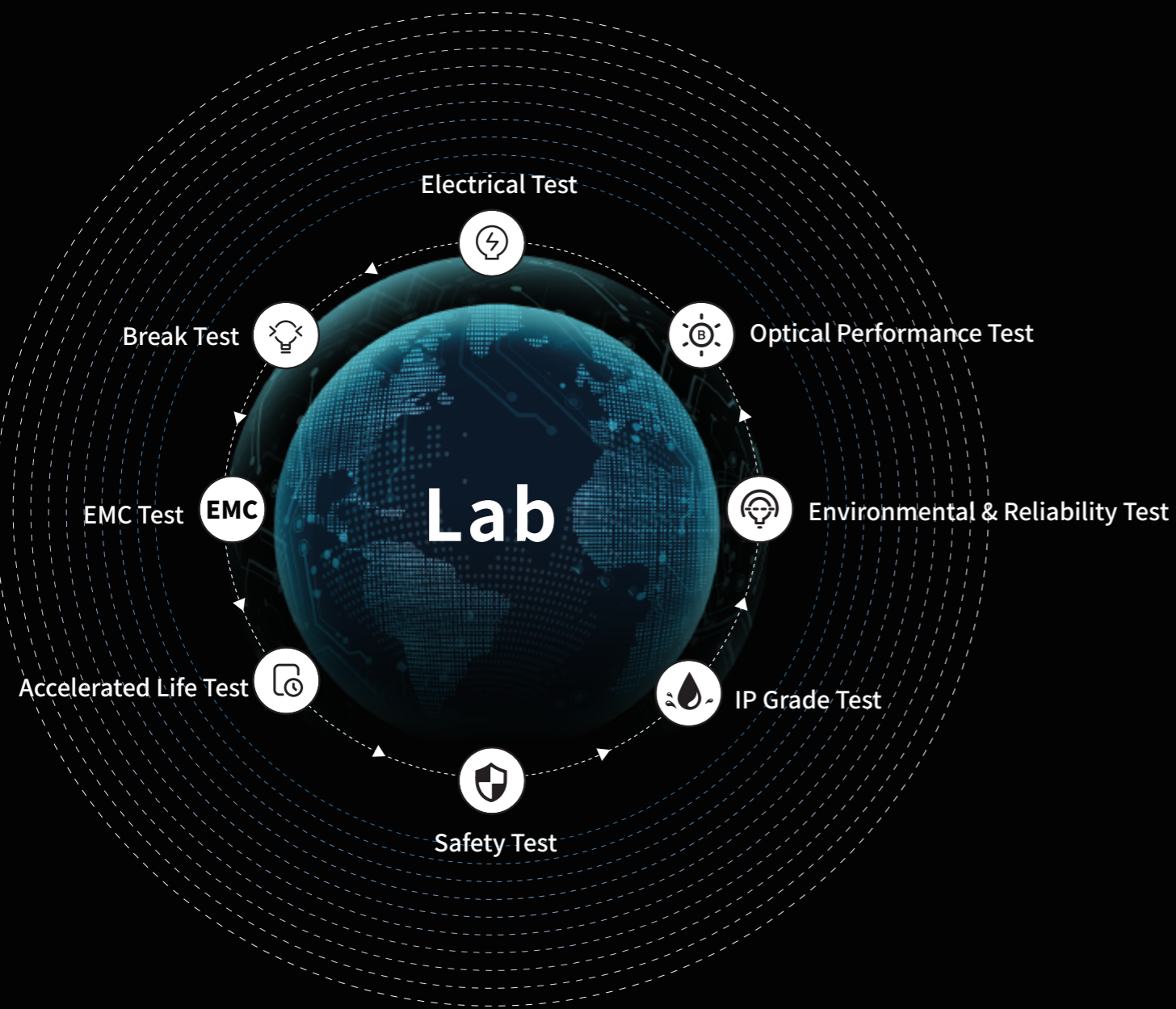
Rishang has an independent industrial park with over 30,000 square meters of modern workshops. We have built the first fully automatic SMT module production line and the first and most integrated COB flexible LED strip automatic production line in China, which ensures product quality and production capacity.



# ☀ LABORATORY

## 40+ Reliability Testing | Linear Lighting Environment Monitor and Testing Center | TÜV Key Lab


RISHANG has set up TÜV key lab and the linear lighting environment monitor and testing center in China. And from LED encapsulation, to product development in accordance with IPD process, and daily production quality control, a set of strict reliability test standard from the comprehensive parameters, such as optical, electrical, thermal parameter of the product and environmental reliability testing, lighting lifespan test.



# CUSTOMIZED SERVICES

## Customization | Higher Quality | High Cost-Effectiveness

RISHANG Optoelectronics has complete global marketing and service systems and has set up international sales departments with dozens of employees and a German subsidiary, exporting the products to 153 countries and regions such as Europe, North America, Australia, the Middle East, etc. Based on the customers' needs, we can provide OEM/ODM services and set up a tailored group for VIPs to provide highly competitive customized LED lighting solutions. RISHANG has successfully provided suitable services for retail chain stores, large-scale transportation hubs, commercial buildings, and other applications in different industries. Now it has become a trusty partner of many internationally renowned enterprises.



# HONOR & QUALIFICATION

Rishang has been in the field of LED lighting for 16 years with strong R&D power and has participated in the draft of lighting industrial standards. Now the company has attained over 500 patents and qualifications.

## Qualifications:



## Patents:



Has obtained more than 500 patents and qualifications

## Awards:



## STANDARD SETTING

Province-level Standard

Led Strip  
Outdoor advertising lights

City-level standard

Led Module for channel letter  
Led Module for advertising light-box

Group-level Standard

Standard of Sinage enterprise design qualification  
Standard of Sinage enterprise manufacturing qualification  
Standard of Sinage enterprise installation qualification

# MARKETING NETWORK

Global: RISHANG has realized globalized precise marketing services, set up an international sales department and a German subsidiary, with an international marketing team of more than 50 people.



【 Global Branches of Rishang】



【 Stores of Rishang】

The products have been widely used in many places and industries like large transportation hub (airport, underground railway, high-speed railway and intercity railway), commercial syntheses, brand chain stores, finance and insurance, supermarkets, 3C electronics, petrol station, automobile, clothing, catering, hotels, home decoration, schools and training institutions. And have cooperated with well-known enterprises worldwide such as Mercedes-Benz, BMW, Microsoft, Huawei, MI, VIVO, Sinopec, CNPC, KFC, McDonald, ICBC, Agricultural Bank of China, Walmart, JD.COM, Gome, Vanke and Wanda Group. Besides, it is also the high-quality supplier for providing integrated solutions to the Asian Games, World Expo, CCTV Spring Festival Evening Gala, commercial syntheses and traffic hubs LED lighting and healthy lighting in schools.

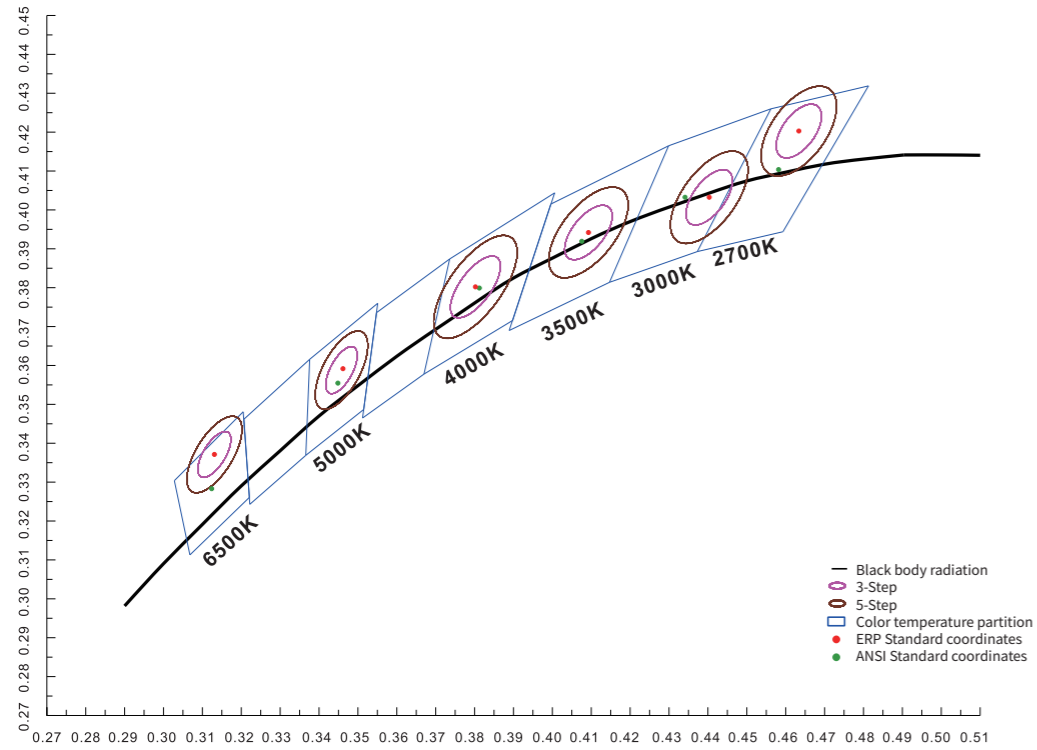


International Sales Department  
info@ledlamps.com.cn

Subsidiary in Germany  
info@rishang-led.de

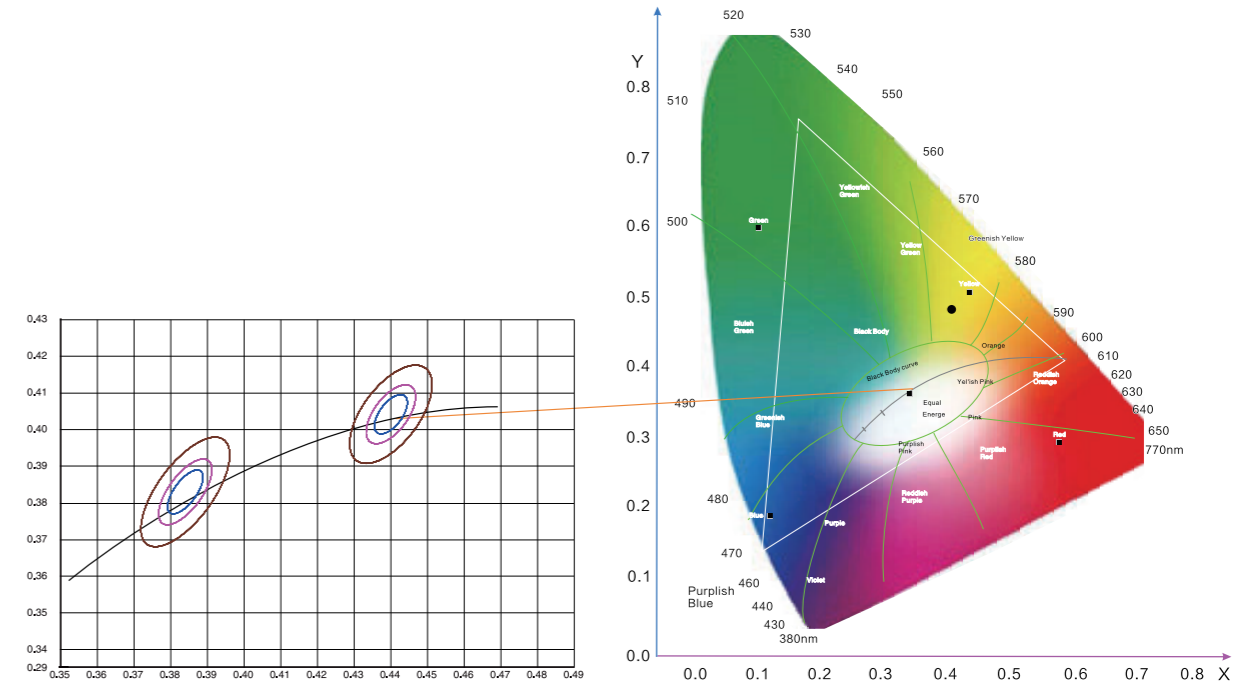
## ◆ RISHANG Binning Standard

ErP binning, 3-Step SDCM and 5-Step SDCM available, single Bin shipment, no difference between batches




## ◆ Choose any color you want

Can be customized CCT, CRI, wavelength and 2 step SDCM.




## ◆ SDCM < 3


There is no visual color difference between the same batch of products for SDCM ≤ 3 Step.




2 Step SDCM



3 Step SDCM



5 Step SDCM



7 Step SDCM

## ◆ RISHANG Guarantee

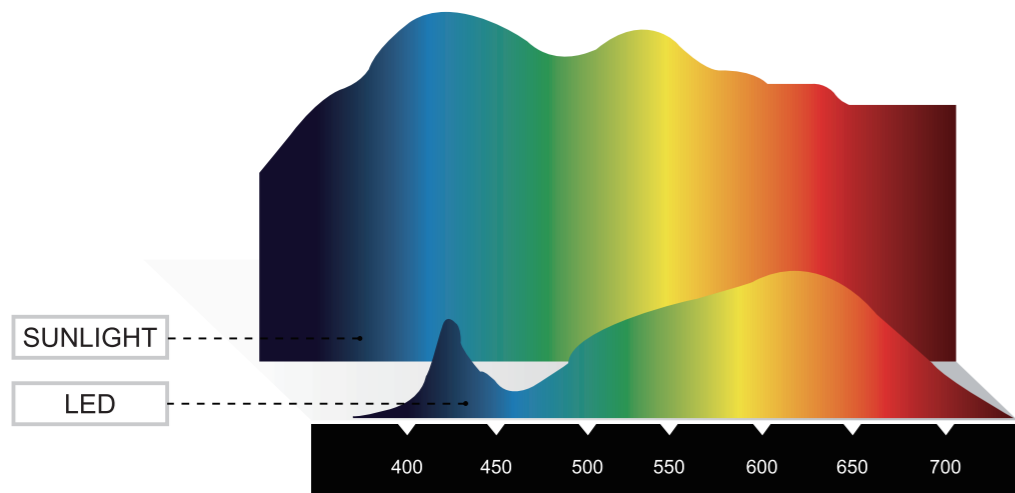
RISHANG standard, customer-specific BIN management, always the same BIN, the same color of different batches of products.

3-Step SDCM order, no differences in the batch for products.



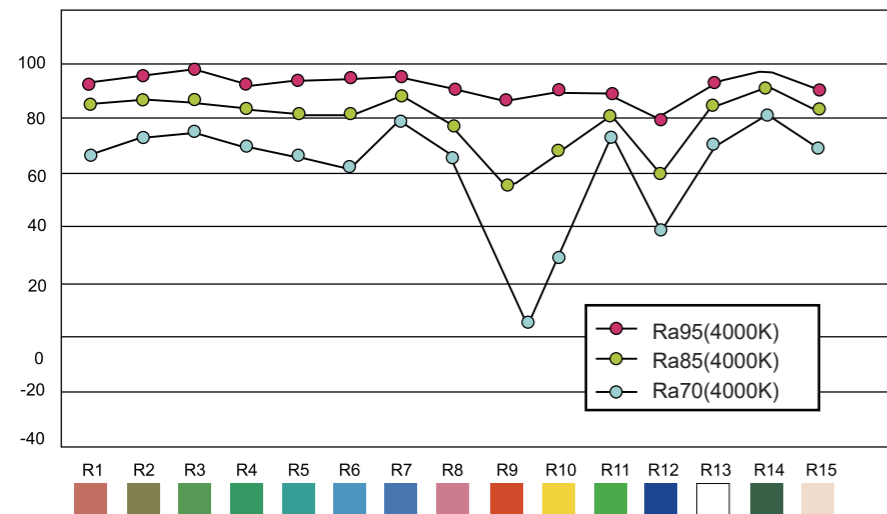
## ◆ Color Rendering Index

A color rendering index (CRI) is a quantitative measure of the ability of a light source to reveal the colors of various objects faithfully in comparison with an ideal or natural light source. It is measured as a number between 0 and 100.



## ◆ Average Ra Evaluation Index

Ra is the average from R1 to R8, we should not only focus on average Ra, but also on the saturation red special R9 and the average Ra(9-12) of red, yellow, green, blue when design high CRI LED.



## ◆ Color Rendering Index for White LED

Studies have found that there is gap between the Ra and the visual evaluation for the color of the white LED. Color of the white LED with the lower Ra maybe looks beautiful, however, the color of the white LED with the higher Ra maybe looks ugly. It can ensure the high CRI of white LED when Ra and R9 on high value.




**CRI 100**      **Excellent**  
(All colors are clearly separatable)

**CRI 80**      **Good**  
(Some colors looks like same)

**CRI less than 70**      **Poor**  
(Can't distinguish most colors)

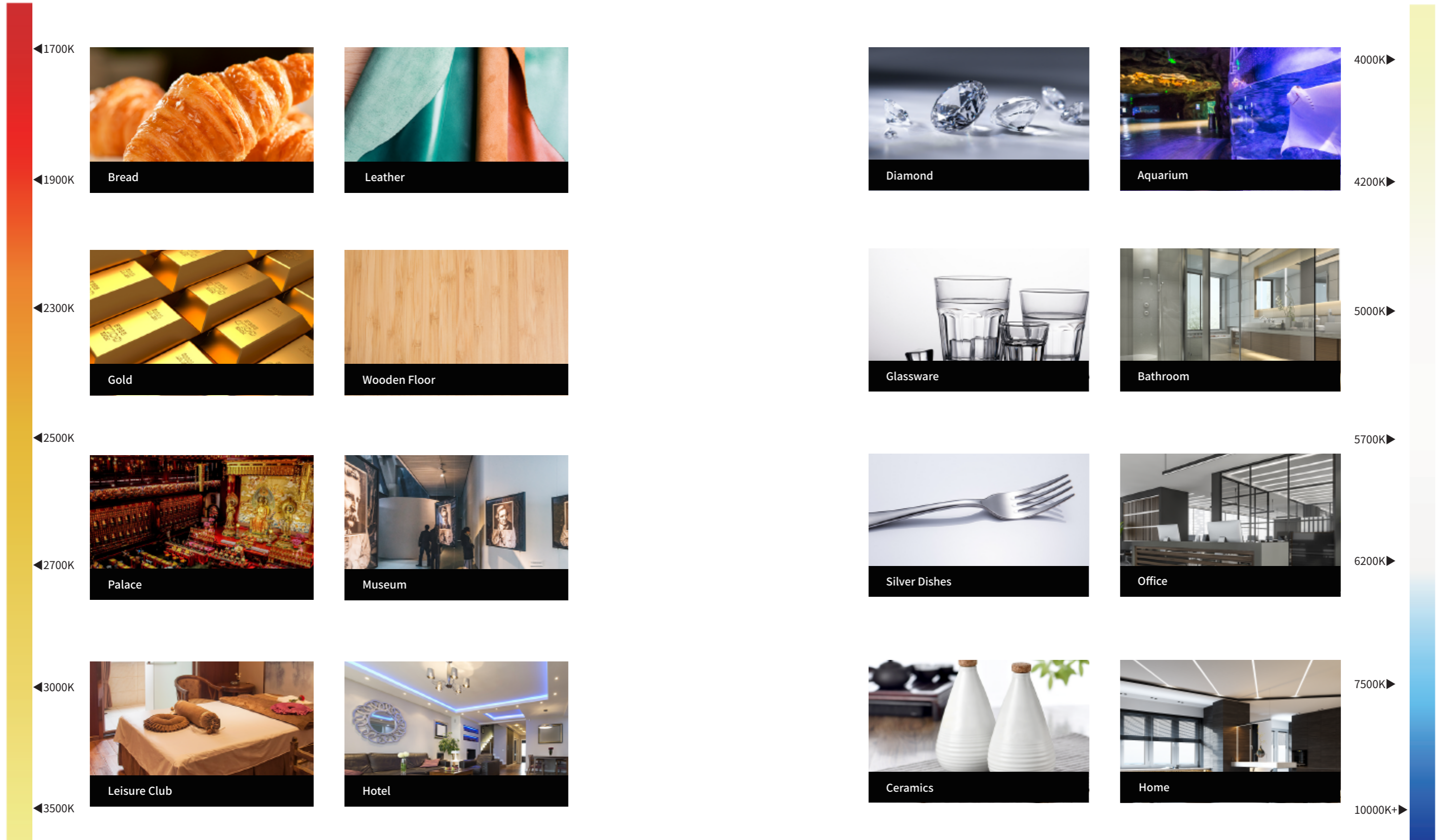
Appearance under daylight	Swatch
Light greyish red	[Swatch]
Dark greyish yellow	[Swatch]
Strong yellow green	[Swatch]
Moderate yellowish green	[Swatch]
Light bluish green	[Swatch]
Light blue	[Swatch]
Lightviolet	[Swatch]
Light reddish purple	[Swatch]
Strong red	[Swatch]
Strong yellow	[Swatch]
strong green	[Swatch]
Strong blue	[Swatch]
Lightyellowish pink(skin)	[Swatch]
Moderate olive green(leaf)	[Swatch]
Asianskin	[Swatch]

R9 refers to a saturated red, with wave length of 650nm. When the R9 < 0, the red light has serious deviation, and the light can't render in color naturally. All in all, the bigger the number, the better the color.




# ☀️ COLOR APPLICATION GUIDELINES

Different color temperatures are applied to different environments, and the appropriate color temperature can be selected according to the needs.



# ☀ APPLICATION GUIDELINES



IP67  
IP68


IP20  
IP54  
IP65

IP65

IP67  
IP68

IP68


# ☀ IP TECHNOLOGY



Bare Board

IP20

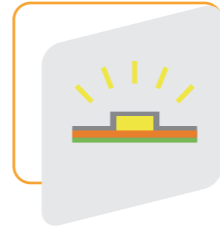
Indoor



Gel Coating Strip

IP54

Indoor/Kitchen & Bathroom



Silicone Spraying Strip

IP65

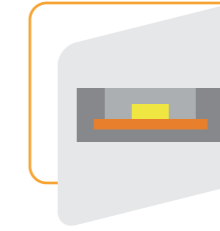
Indoor/Kitchen & Bathroom



Extrusion Tube Strip

IP65

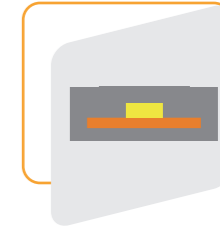
Semi-Outdoor



Silicone Filling Strip

IP67

Semi-Outdoor/Outdoor



Extrusion Filling Strip

IP68

Outdoor



---

## Essential Series

RL08C0TC-4	01
RL05C0TC-A-1	02
RM08V0EC-A-L-2	03
RM0812EC-A-L-1	04

---

## IllumiWash Series

RX2C48TC	05
RX8E48TC-A	06
RX1Q24QC	07
RX1Q24DK-A	08

---

## SoftLumia Series

RX20C0TC-A	09
RX22C0TC-A-2	10
RX2CC0TC-A	11
RX24C0TC-A-1	12
RX26C0TA-A	13
RX21C0TA-A	14
RX2J01TC	15
RX2K01TC	16

---

## ColorLumia Series

RL08Q0FC	17
RM0001SC-KA-L-1	18
RM0006SC-KK	19
RN0060AP	20
RM0026SP-HNA	21
RM0016SP-HHA	22
RM0221SP-HNAK	23

---

## FlowLumia Series

RL00C0TK-A-1	24
RL0060AK-1	25
RN0096JR-1	26

---

## EcoLumia Series

RV0098TC-A	27
RV00G8TC-A	28
RV0864TC-A	29
RV08C8TC-A	30
RV0090TC-A	31
RV00J0TC-A	32

---

## EndlessLumia Series

RL00C0TC-A-1	33
RM0019MD-A-1	34
RJ0060TD-A	35

---

## HealthGlow Series

RL08C0TC-QG	36
RM0812EC-A-L-QG	37

---

## TinyLumia Series

RN0SQ0XC	38
RM0528EA-A-L	39
RM0412EC-A	40

---

## ExtraLumia Series

RL02Q0TC-A-1	41
RM0003EC-A-T	42
RD00Q0TC-A-T	43

---

## Power supply series

PD Series	44
-----------	----

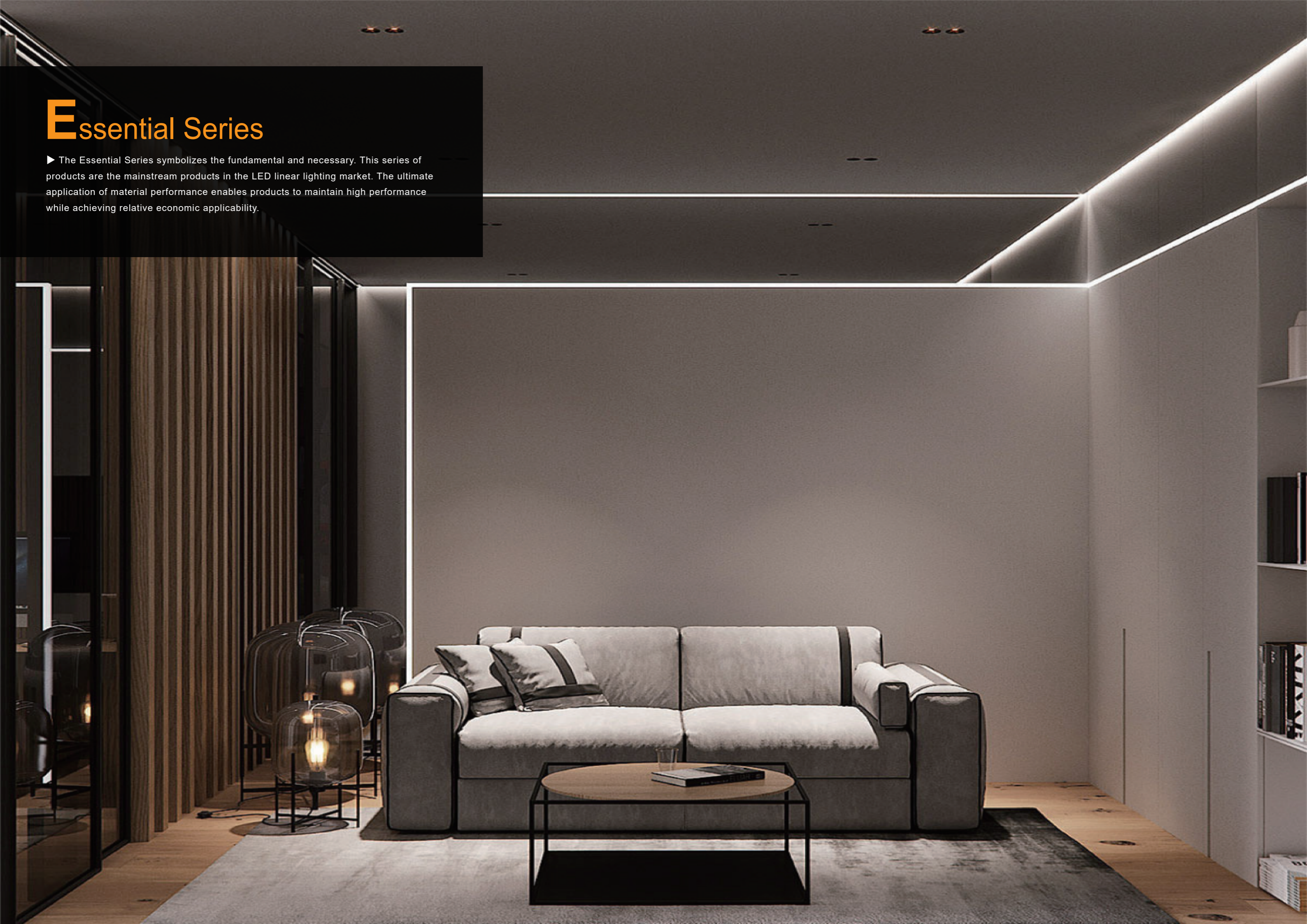
---

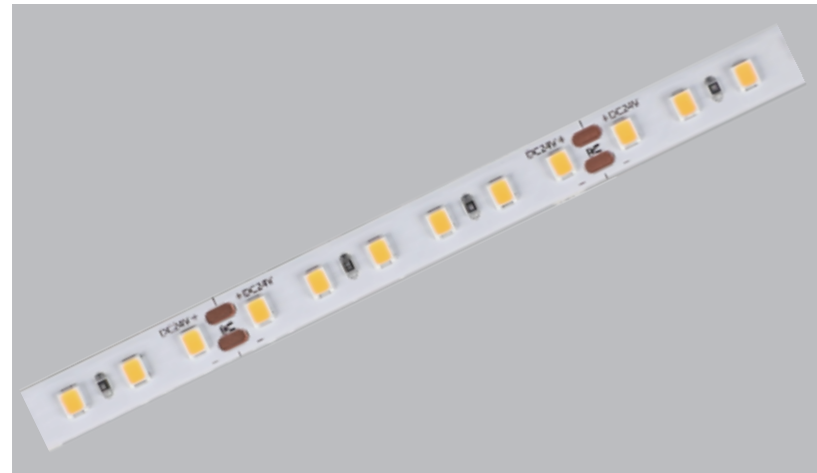
## Dimmers

Dimmers	46
---------	----

# Essential Series

► The Essential Series symbolizes the fundamental and necessary. This series of products are the mainstream products in the LED linear lighting market. The ultimate application of material performance enables products to maintain high performance while achieving relative economic applicability.






### RL08C0TC-4

120Leds-24V-8mm-SMD

Single ended 10 meters power supply, saving power and wiring costs.

FPC adopts PI film, which makes the solder pad less susceptible to damage during high-temperature welding.

cutting unit Unit: (mm) (inch)



#### IP Grade



#### Parameters (typical values at 4000K)

P/N	Voltage(DC V)	Luminous Flux(Lm/m)	Luminous Efficiency(Lm/W)	Power/m(W)	LEDs(pcs/m)	Cutting Unit(mm)	Max Cascading(m)
RL08C0TC-4	24	810	90	9	120	50	10

#### Recommended Accessories

##### Cable-Board Connector



Application	Model
8mm	1CN-07-116

##### Board- Board Connector



Application	Model
8mm	1CN-07-122

##### Dimmer



KQ1CH-016-A01

##### Specification

Input Voltage (Receiver): DC12/24V  
 Working Voltage (Remote Controller): 3VDC(CR2032 Botton Cell)  
 Output Type: PWM output, Constant Voltage  
 Output Current: 1 Channel, ≤8A per channel  
 Output Power: 12V<96W , 24V<192W  
 Output Signal: 2.4GHz  
 Light: Single Color  
 Control Sector: Single Sector  
 Standby time: 12 Months  
 Control Distance: 30 Meters



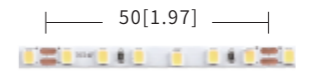
### RL05C0TC-A-1

120Leds-24V-5mm-SMD

Single ended 10 meters power supply, saving power and wiring costs.

FPC adopts PI film, which makes the solder pad less susceptible to damage during high-temperature welding.

cutting unit Unit: (mm) (inch)



#### IP Grade



#### Parameters (typical values at 4000K)

P/N	Voltage(DC V)	Luminous Flux(Lm/m)	Luminous Efficiency(Lm/W)	Power/m(W)	LEDs(pcs/m)	Cutting Unit(mm)	Max Cascading(m)
RL05C0TC-A-1	24	730	101	7.2	120	50	10

#### Recommended Accessories

##### Cable-Board Connector



Application	Model
5mm	1CN-07-143

##### Board- Board Connector



Application	Model
5mm	1CN-07-153


##### Dimmer



KQ1CH-016-A01

##### Specification

Input Voltage (Receiver): DC12/24V  
 Working Voltage (Remote Controller): 3VDC(CR2032 Botton Cell)  
 Output Type: PWM output, Constant Voltage  
 Output Current: 1 Channel, ≤8A per channel  
 Output Power: 12V<96W , 24V<192W  
 Output Signal: 2.4GHz  
 Light: Single Color  
 Control Sector: Single Sector  
 Standby time: 12 Months  
 Control Distance: 30 Meters



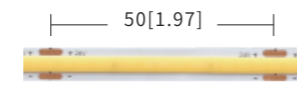
### RM08V0EC-A-L-2

280Leds-24V-8mm-COB


Single ended 10 meters power supply, saving power and wiring costs.

Uniform LED brightness from the first to the last LED.

cutting unit Unit: (mm) (inch)



#### IP Grade



#### Parameters (typical values at 4000K)

P/N	Voltage(DC V)	Luminous Flux(Lm/m)	Luminous Efficiency(Lm/W)	Power/m(W)	Chips(pcs/m)	Cutting Unit(mm)	Max Cascading(m)
RM08V0EC-A-L-2	24	900	90	10	280	50	10

#### Recommended Accessories

##### Cable-Board Connector



Application	Model
8mm	1CN-07-205

##### Board- Board Connector




Application	Model
8mm	1CN-07-206

##### Dimmer



KQ1CH-016-A01

**Specification**  
 Input Voltage (Receiver): DC12/24V  
 Working Voltage (Remote Controller): 3VDC(CR2032 Botton Cell)  
 Output Type: PWM output, Constant Voltage  
 Output Current: 1 Channel, ≤8A per channel  
 Output Power: 12V<96W , 24V<192W  
 Output Signal: 2.4GHz  
 Light: Single Color  
 Control Sector: Single Sector  
 Standby time: 12 Months  
 Control Distance: 30 Meters



### RM0812EC-A-L-1

480Leds-24V-8mm-COB

Dotless appearance due to the close proximity of the LED chips.

Uniform LED brightness from the first to the last LED.

cutting unit Unit: (mm) (inch)



#### IP Grade



#### Parameters (typical values at 4000K)

P/N	Voltage(DC V)	Luminous Flux(Lm/m)	Luminous Efficiency(Lm/W)	Power/m(W)	Chips(pcs/m)	Cutting Unit(mm)	Max Cascading(m)
RM0812EC-A-L-1	24	950	95	10	480	50	10

#### Recommended Accessories

##### Cable-Board Connector



Application	Model
8mm	1CN-07-205

##### Board- Board Connector



Application	Model
8mm	1CN-07-206

##### Dimmer



KQ1CH-016-A01

**Specification**  
 Input Voltage (Receiver): DC12/24V  
 Working Voltage (Remote Controller): 3VDC(CR2032 Botton Cell)  
 Output Type: PWM output, Constant Voltage  
 Output Current: 1 Channel, ≤8A per channel  
 Output Power: 12V<96W , 24V<192W  
 Output Signal: 2.4GHz  
 Light: Single Color  
 Control Sector: Single Sector  
 Standby time: 12 Months  
 Control Distance: 30 Meters

## IllumiWash Series

► The IllumiWash Series is mainly used in commercial lighting project scenes, architectural lighting areas, providing wall washing effect, symbolizing the washing and illumination of light.





### RX2C48TC

**48Leds-24V-16mm-white**

Absolute strictly directional light distribution for precise illumination;  
Flexible opal neon LED light lines with vertical (Top Bend) or horizontal bending direction (Side Bend).

**cutting unit** Unit: (mm) (inch)



**Parameters (typical values at 4000K)**

P/N	Voltage(DC V)	Luminous Flux(Lm/m)	Luminous Efficiency(Lm/W)	Power/m(W)	LEDs(pcs/m)	Cutting Unit(mm)	Max Cascading(m)
RX2C48TC	24	860	70	10	48	41.5	5

**Recommended Accessories**

**Dimmer**



KQ1CH-016-A01

**Specification**

Input Voltage (Receiver): DC12/24V  
Working Voltage (Remote Controller): 3VDC(CR2032 Botton Cell)  
Output Type: PWM output, Constant Voltage  
Output Current: 1 Channel, ≤8A per channel  
Output Power: 12V<96W , 24V<192W  
Output Signal: 2.4GHz  
Light: Single Color  
Control Sector: Single Sector  
Standby time: 12 Months  
Control Distance: 30 Meters

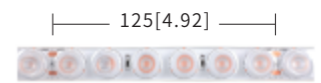


### RX8E48TC-A

**48Leds-24V-20mm-white**

Absolute strictly directional light distribution for precise illumination

**cutting unit** Unit: (mm) (inch)



**Parameters (typical values at 4000K)**

P/N	Voltage(DC V)	Luminous Flux(Lm/m)	Luminous Efficiency(Lm/W)	Power/m(W)	LEDs(pcs/m)	Cutting Unit(mm)	Max Cascading(m)
RX8E48TC-A	24	1620	90	18	48	125	5

**Recommended Accessories**


**Dimmer**



KQ1CH-016-A01

**Specification**

Input Voltage (Receiver): DC12/24V  
Working Voltage (Remote Controller): 3VDC(CR2032 Botton Cell)  
Output Type: PWM output, Constant Voltage  
Output Current: 1 Channel, ≤8A per channel  
Output Power: 12V<96W , 24V<192W  
Output Signal: 2.4GHz  
Light: Single Color  
Control Sector: Single Sector  
Standby time: 12 Months  
Control Distance: 30 Meters



### RX1Q24QC

24Leds-24V-25mm-white

Absolute strictly directional light distribution for precise illumination



#### Parameters (typical values at 4000K)

P/N	Voltage(DC V)	Luminous Flux(Lm/m)	Luminous Efficiency(Lm/W)	Power/m(W)	LEDs(pcs/m)	Cutting Unit(mm)	Max Cascading(m)
RX1Q24QC	24	1800	75	24	24	/	4

#### Recommended Accessories


##### Dimmer



KQ1CH-016-A01

##### Specification

Input Voltage (Receiver): DC12/24V  
 Working Voltage (Remote Controller): 3VDC(CR2032 Botton Cell)  
 Output Type: PWM output, Constant Voltage  
 Output Current: 1 Channel, ≤8A per channel  
 Output Power: 12V<96W, 24V<192W  
 Output Signal: 2.4GHz  
 Light: Single Color  
 Control Sector: Single Sector  
 Standby time: 12 Months  
 Control Distance: 30 Meters



### RX1Q24DK-A

24Leds-24V-25mm-RGBW

Absolute strictly directional light distribution for precise illumination



#### Parameters

P/N	Voltage(DC V)	Luminous Flux(Lm/m)	Luminous Efficiency(Lm/W)	Power/m(W)	LEDs(pcs/m)	Cutting Unit(mm)	Max Cascading(m)
RX1Q24DK-A	24	490	80	6	24	/	4

#### Recommended Accessories

##### Dimmer



KQ4CH-010-A01

##### Specification

Input Voltage (Receiver): DC12/24V  
 Working Voltage (Remote Controller): 3VDC(CR2032 Botton Cell)  
 Output Type: PWM output, Constant Voltage  
 Output Current: 4 Channels, ≤3A per channel  
 Output Power: 12V<144W, 24V<288W  
 Output Signal: 2.4GHz  
 Light: RGBW  
 Control Sector: Single Sector  
 Standby time: 12 Months  
 Control Distance: 30 Meters

# SoftLumia Series

► SoftLumia Series provide a soft light color through co-extrusion technology, dot free and absolutely homogeneous light emission surface, symbolizing the soft and comfortable lighting.

gamespace



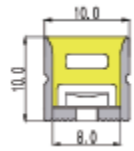
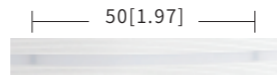


### RX20C0TC-A

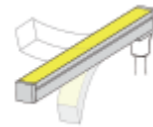
#### TopBend-10\*10mm-24V-Neon

Dot free and absolutely homogeneous light emission surface  
 Flexibility combined with high durability:  
 IP66 protected against water, salt water and UV radiation  
 Flexible top bend planar neon with dual color eco-friendly silicone material adopted

cutting unit Unit: (mm) (inch)



section



top bend




#### Parameters (typical values at 4000K)

P/N	Voltage(DC V)	Luminous Flux(Lm/m)	Luminous Efficiency(Lm/W)	Power/m(W)	LEDs(pcs/m)	Cutting Unit(mm)	Max Cascading(m)
RX20C0TC-A	24	324	45	7.2	120	50	5

#### Recommended Accessories


#### Dimmer



Profile



Shaping Groove



Aluminum Profile



KQ1CH-016-A01

#### Specification

Input Voltage (Receiver): DC12/24V  
 Working Voltage (Remote Controller): 3VDC(CR2032 Bottom Cell)  
 Output Type: PWM output, Constant Voltage  
 Output Current: 1 Channel, ≤8A per channel  
 Output Power: 12V<96W, 24V<192W  
 Output Signal: 2.4GHz  
 Light: Single Color  
 Control Sector: Single Sector  
 Standby time: 12 Months  
 Control Distance: 30 Meters

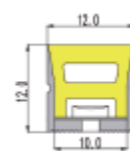
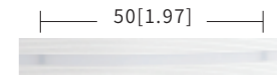


### RX22C0TC-A-2

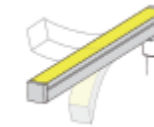
#### TopBend-12\*12mm-24V-Neon

Dot free and absolutely homogeneous light emission surface  
 Flexibility combined with high durability:  
 IP66 protected against water, salt water and UV radiation  
 Flexible top bend planar neon with dual color eco-friendly silicone material adopted

cutting unit Unit: (mm) (inch)



section



top bend




#### Parameters (typical values at 4000K)

P/N	Voltage(DC V)	Luminous Flux(Lm/m)	Luminous Efficiency(Lm/W)	Power/m(W)	LEDs(pcs/m)	Cutting Unit(mm)	Max Cascading(m)
RX22C0TC-A-2	24	432	45	9.6	120	50	5

#### Recommended Accessories


#### Dimmer



Profile



Shaping Groove



Aluminum Profile



KQ1CH-016-A01

#### Specification

Input Voltage (Receiver): DC12/24V  
 Working Voltage (Remote Controller): 3VDC(CR2032 Bottom Cell)  
 Output Type: PWM output, Constant Voltage  
 Output Current: 1 Channel, ≤8A per channel  
 Output Power: 12V<96W, 24V<192W  
 Output Signal: 2.4GHz  
 Light: Single Color  
 Control Sector: Single Sector  
 Standby time: 12 Months  
 Control Distance: 30 Meters

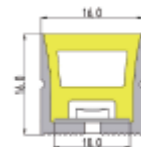
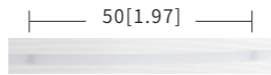


### RX2CC0TC-A

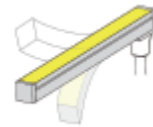
#### TopBend-16\*16mm-24V-Neon

Dot free and absolutely homogeneous light emission surface  
 Flexibility combined with high durability:  
 IP66 protected against water, salt water and UV radiation  
 Flexible top bend planar neon with dual color eco-friendly silicone material adopted

cutting unit Unit: (mm) (inch)



section



top bend



#### Parameters (typical values at 4000K)

P/N	Voltage(DC V)	Luminous Flux(Lm/m)	Luminous Efficiency(Lm/W)	Power/m(W)	LEDs(pcs/m)	Cutting Unit(mm)	Max Cascading(m)
RX2CC0TC-A	24	532	38	14	120	50	5

#### Recommended Accessories

#### Dimmer



Profile

Shaping Groove

Aluminum Profile



KQ1CH-016-A01

#### Specification

Input Voltage (Receiver): DC12/24V  
 Working Voltage (Remote Controller): 3VDC(CR2032 Bottom Cell)  
 Output Type: PWM output, Constant Voltage  
 Output Current: 1 Channel, ≤8A per channel  
 Output Power: 12V<96W, 24V<192W  
 Output Signal: 2.4GHz  
 Light: Single Color  
 Control Sector: Single Sector  
 Standby time: 12 Months  
 Control Distance: 30 Meters

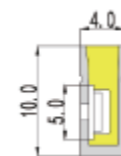
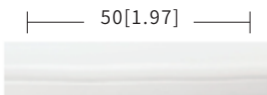


### RX24C0TC-A-1

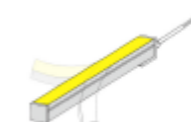
#### SideBend-4\*10mm-24V-Neon

Dot free and absolutely homogeneous light emission surface  
 Flexibility combined with high durability:  
 IP66 protected against water, salt water and UV radiation  
 Ultra narrow 4mm, suitable for outlining small lines

cutting unit Unit: (mm) (inch)



section



side bend



#### Parameters (typical values at 4000K)

P/N	Voltage(DC V)	Luminous Flux(Lm/m)	Luminous Efficiency(Lm/W)	Power/m(W)	LEDs(pcs/m)	Cutting Unit(mm)	Max Cascading(m)
RX24C0TC-A-1	24	108	18	6	120	50	5

#### Recommended Accessories

#### Dimmer



Profile

Shaping Groove

Aluminum Profile



KQ1CH-016-A01

#### Specification

Input Voltage (Receiver): DC12/24V  
 Working Voltage (Remote Controller): 3VDC(CR2032 Bottom Cell)  
 Output Type: PWM output, Constant Voltage  
 Output Current: 1 Channel, ≤8A per channel  
 Output Power: 12V<96W, 24V<192W  
 Output Signal: 2.4GHz  
 Light: Single Color  
 Control Sector: Single Sector  
 Standby time: 12 Months  
 Control Distance: 30 Meters



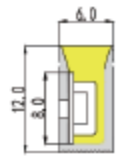
### RX26C0TA-A

#### SideBend-6\*12mm-12V-Neon

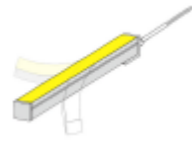
Dot free and absolutely homogeneous light emission surface  
 Flexibility combined with high durability  
 IP66 protected against water, salt water and UV radiation  
 Ultra narrow 6mm, suitable for outlining small lines

cutting unit Unit: (mm) (inch)

25[0.98]



section



side bend



#### Parameters (typical values at 4000K)

P/N	Voltage(DC V)	Luminous Flux(Lm/m)	Luminous Efficiency(Lm/W)	Power/m(W)	LEDs(pcs/m)	Cutting Unit(mm)	Max Cascading(m)
RX26C0TA-A	12	158	22	7.2	120	25	5

#### Recommended Accessories



Profile

Shaping Groove

Aluminum Profile

#### Dimmer



KQ1CH-016-A01

#### Specification

Input Voltage (Receiver): DC12/24V  
 Working Voltage (Remote Controller): 3VDC(CR2032 Bottom Cell)  
 Output Type: PWM output, Constant Voltage  
 Output Current: 1 Channel, ≤8A per channel  
 Output Power: 12V<96W , 24V<192W  
 Output Signal: 2.4GHz  
 Light: Single Color  
 Control Sector: Single Sector  
 Standby time: 12 Months  
 Control Distance: 30 Meters



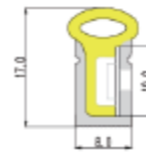
### RX21C0TA-A

#### SideBend-8\*17mm-12V-Neon

Dot free and absolutely homogeneous light emission surface  
 Flexibility combined with high durability  
 IP66 protected against water, salt water and UV radiation  
 8mm ultra-thin thickness, 11mm large luminescent surface

cutting unit Unit: (mm) (inch)

25[0.98]



section



side bend



#### Parameters (typical values at 4000K)

P/N	Voltage(DC V)	Luminous Flux(Lm/m)	Luminous Efficiency(Lm/W)	Power/m(W)	LEDs(pcs/m)	Cutting Unit(mm)	Max Cascading(m)
RX21C0TA-A	12	216	30	7.2	120	25	5

#### Recommended Accessories



Profile

Shaping Groove

Aluminum Profile


#### Dimmer



KQ1CH-016-A01

#### Specification

Input Voltage (Receiver): DC12/24V  
 Working Voltage (Remote Controller): 3VDC(CR2032 Bottom Cell)  
 Output Type: PWM output, Constant Voltage  
 Output Current: 1 Channel, ≤8A per channel  
 Output Power: 12V<96W , 24V<192W  
 Output Signal: 2.4GHz  
 Light: Single Color  
 Control Sector: Single Sector  
 Standby time: 12 Months  
 Control Distance: 30 Meters



### RX2J01TC

360°-D18mm-24V-Neon

Dot free and absolutely homogeneous light emission surface

Free twist, arbitrary shape 18mm diameter circular silicone neon design to achieve full circle without dark area

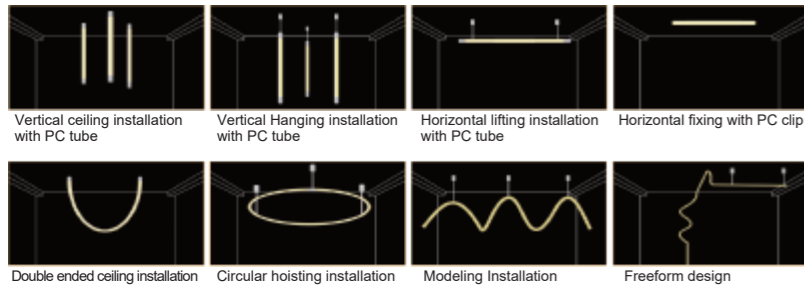
The surface treatment is designed with skin like material, providing a softer touch and more protective advantages



cutting unit Unit: (mm) (inch)



#### Lighting Art




#### Parameters (typical values at 4000K)

P/N	Voltage(DC V)	Luminous Flux(Lm/m)	Luminous Efficiency(Lm/W)	Power/m(W)	LEDs(pcs/m)	Cutting Unit(mm)	Max Cascading(m)
RX2J01TC	24	800	55	14.4	336	/	5

#### Mounting Accessories

Part No.	Applicable Model	Name	Image	Application diagram
611-013	RX2J01TC	Splicing Connector		
611-029	RX2J01TC	Vertical ceiling installation		
611-030	RX2J01TC	Vertical Hanging Installation		
611-031	RX2J01TC	Double ended Ceiling Installation		
611-032	RX2J01TC	Modeling Installation		



### RX2K01TC

360°-D23mm-24V-Neon

Dot free and absolutely homogeneous light emission surface

Free twist, arbitrary shape 23mm diameter circular silicone neon design to achieve full circle without dark area

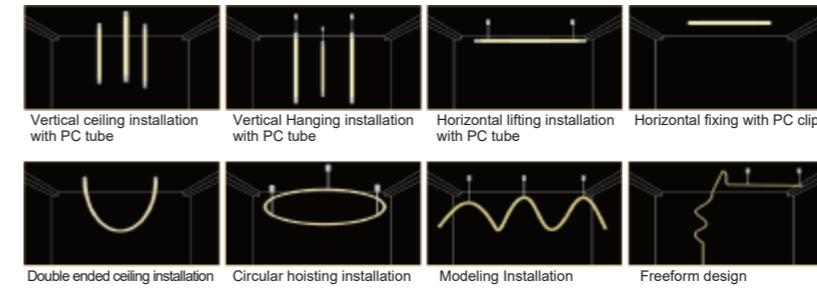
The surface treatment is designed with skin like material, providing a softer touch and more protective advantages



cutting unit Unit: (mm) (inch)



#### Lighting Art



#### Parameters (typical values at 4000K)

P/N	Voltage(DC V)	Luminous Flux(Lm/m)	Luminous Efficiency(Lm/W)	Power/m(W)	LEDs(pcs/m)	Cutting Unit(mm)	Max Cascading(m)
RX2K01TC	24	950	65	14.4	336	/	5


#### Mounting Accessories

Part No.	Applicable Model	Name	Image	Application diagram
611-027	RX2K01TC	Splicing Connector		
611-033	RX2K01TC	Vertical ceiling installation		
611-034	RX2K01TC	Vertical Hanging Installation		
611-035	RX2K01TC	Double ended Ceiling Installation		
611-036	RX2K01TC	Modeling Installation		



## ColorLumia Series

► The ColorLumia Series provide dual color temperature (CCT) or RGB, RGBW, RGBWW and other multi-color strips, overall changes, symbolizing rich color diversity and change.

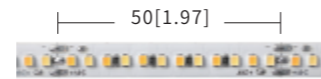


### RL08Q0FC


#### 240Leds-24V-8mm-CCT-SMD

Flexible Tunable White Strip can achieve variable CCT as per diverse time periods and diverse user behaviors in one space. It contains toning LED strips with bicolor white light FPC offers an optimal heat dissipation (junction to the heat sink) that guarantees optimal cooling of the LEDs to enable outstanding lifetime and color consistency ratings.

cutting unit Unit: (mm) (inch)



#### IP Grade



#### Parameters

P/N	Voltage(DC V)	Luminous Flux(Lm/m)	Luminous Efficiency(Lm/W)	Power/m(W)	LEDs(pcs/m)	Cutting Unit(mm)	Max Cascading(m)
RL08Q0FC	24	540	90	6	240	50	5

#### Recommended Accessories

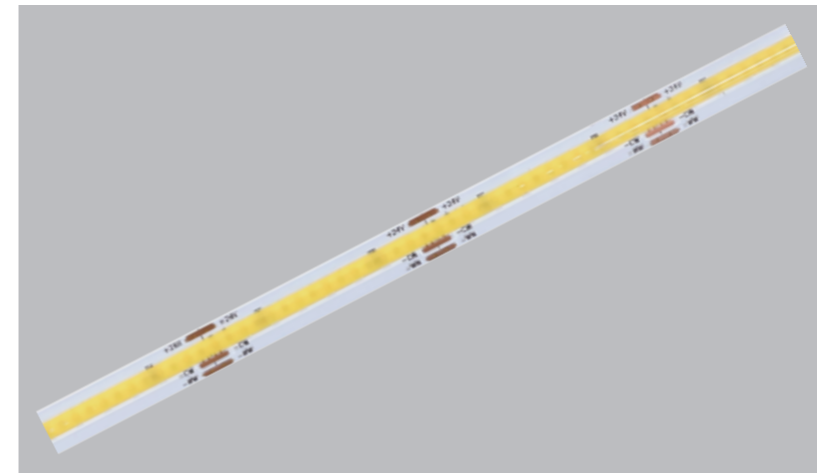
#### Dimmer



KQ2CH-008-A01

#### Specification

Input Voltage (Receiver): DC12/24V  
 Working Voltage (Remote Controller): 3VDC(CR2032 Botton Cell)  
 Output Type: PWM output, Constant Voltage  
 Output Current: 2 Channel, ≤5A per channel  
 Output Power: 12V<60W, 24V<120W  
 Output Signal: 2.4GHz  
 Light: CCT  
 Control Sector: Single Sector  
 Control Distance: 30 Meters

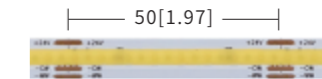


### RM0001SC-KA-L-1

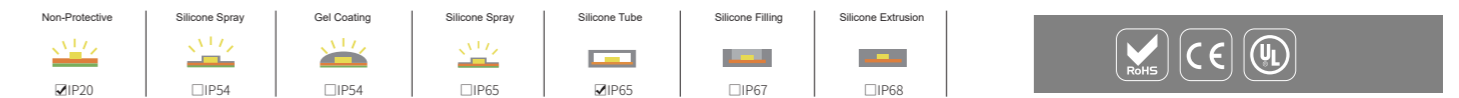
#### 320Leds-24V-10mm-CCT-COB

Flexible tunable white strip can achieve variable CCT as per diverse time periods and diverse user behaviors in one space.

cutting unit Unit: (mm) (inch)



#### IP Grade



#### Parameters

P/N	Voltage(DC V)	Luminous Flux(Lm/m)	Luminous Efficiency(Lm/W)	Power/m(W)	Chips(pcs/m)	Cutting Unit(mm)	Max Cascading(m)
RM0001SC-KA-L-1	24	900	90	10	320	50	5

#### Recommended Accessories

#### Cable-Board Connector



Application	Model
10mm	1CN-07-207

#### Board- Board Connector



Application	Model
10mm	1CN-07-208

#### Dimmer



KQ2CH-008-A01

#### Specification

Input Voltage (Receiver): DC12/24V  
 Working Voltage (Remote Controller): 3VDC(CR2032 Botton Cell)  
 Output Type: PWM output, Constant Voltage  
 Output Current: 2 Channel, ≤5A per channel  
 Output Power: 12V<60W, 24V<120W  
 Output Signal: 2.4GHz  
 Light: CCT  
 Control Sector: Single Sector  
 Control Distance: 30 Meters




### RM0006SC-KK


704Leds-24V-10mm-CCT-COB

Flexible tunable white strip can achieve variable CCT as per diverse time periods and diverse user behaviors in one space.

cutting unit Unit: (mm) (inch)



#### IP Grade



#### Parameters

P/N	Voltage(DC V)	Luminous Flux(Lm/m)	Luminous Efficiency(Lm/W)	Power/m(W)	Chips(pcs/m)	Cutting Unit(mm)	Max Cascading(m)
RM0006SC-KK	24	1200	100	12	704	45.45	5

#### Recommended Accessories

##### Cable-Board Connector



Application	Model
10mm	1CN-07-207

##### Board- Board Connector



Application	Model
10mm	1CN-07-208

##### Dimmer



KQ2CH-008-A01

##### Specification

Input Voltage (Receiver): DC12/24V  
 Working Voltage (Remote Controller): 3VDC(CR2032 Botton Cell)  
 Output Type: PWM output, Constant Voltage  
 Output Current: 2 Channel, ≤5A per channel  
 Output Power: 12V<60W, 24V<120W  
 Output Signal: 2.4GHz  
 Light: CCT  
 Control Sector: Single Sector  
 Control Distance: 30 Meters



### RN0060AP

60Leds-24V-10mm-RGB-SMD

Flexible RGB Strip can achieve variable colors as per diverse time periods and diverse user behaviors in one space.

It contains toning LED strips with rich colors light. FPC offers an optimal heat dissipation (junction to the heat sink) that guarantees optimal cooling of the LEDs to enable outstanding lifetime and color variability.

cutting unit Unit: (mm) (inch)



#### IP Grade



#### Parameters

P/N	Voltage(DC V)	Luminous Flux(Lm/m)	Luminous Efficiency(Lm/W)	Power/m(W)	LEDs(pcs/m)	Cutting Unit(mm)	Max Cascading(m)
RN0060AP	24	1100	92	12	60	50	5

#### Recommended Accessories

##### Cable-Board Connector



Application	Model
10mm	1CN-07-120

##### Board- Board Connector



Application	Model
10mm	1CN-07-126

##### Dimmer



KQ3CH-066-A01

##### Specification

Input Voltage (Receiver): DC12/24V  
 Working Voltage (Remote Controller): 3VDC(CR2032 Botton Cell)  
 Output Type: PWM output, Constant Voltage  
 Output Current: 3 Channels, ≤4A per channel  
 Output Power: 12V<144W, 24V<288W  
 Output Signal: 2.4GHz  
 Light: RGB  
 Control Sector: Single Sector  
 Control Distance: 30 Meters



### RM0026SP-HNA

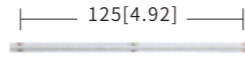
**336Leds-24V-10mm-RGB-COB**

Flexible RGB Strip can achieve variable colors as per diverse time periods and diverse user behaviors in one space.


It contains toning LED strips with rich colors light.

FPC offers an optimal heat dissipation (junction to the heat sink) that guarantees optimal cooling of the LEDs to enable outstanding lifetime and color variability.

**cutting unit** Unit: (mm) (inch)



#### IP Grade



#### Parameters

P/N	Voltage(DC V)	Luminous Flux(Lm/m)	Luminous Efficiency(Lm/W)	Power/m(W)	Chips(pcs/m)	Cutting Unit(mm)	Max Cascading(m)
RM0026SP-HNA	24	297	85.16	3.33	336	125	5

#### Recommended Accessories

##### Cable-Board Connector



Application	Model
10mm	1CN-07-207

##### Board- Board Connector



Application	Model
10mm	1CN-07-208

##### Dimmer



KQ3CH-066-A01

##### Specification

Input Voltage (Receiver): DC12/24V  
 Working Voltage (Remote Controller): 3VDC(CR2032 Botton Cell)  
 Output Type: PWM output, Constant Voltage  
 Output Current: 3 Channels, ≤4A per channel  
 Output Power: 12V<144W, 24V<288W  
 Output Signal: 2.4GHz  
 Light: RGB  
 Control Sector: Single Sector  
 Control Distance: 30 Meters




### RM0016SP-HHA

**756Leds-24V-10mm-RGB-COB**

Flexible RGB strip can achieve variable color as per diverse time periods and diverse user behaviors in one space.

**cutting unit** Unit: (mm) (inch)



#### IP Grade



#### Parameters

P/N	Voltage(DC V)	Luminous Flux(Lm/m)	Luminous Efficiency(Lm/W)	Power/m(W)	Chips(pcs/m)	Cutting Unit(mm)	Max Cascading(m)
RM0016SP-HHA	24	380	95	4	756	55.5	5

#### Recommended Accessories

##### Cable-Board Connector



Application	Model
10mm	1CN-07-211

##### Board- Board Connector



Application	Model
10mm	1CN-07-212


##### Dimmer



KQ3CH-066-A01

##### Specification

Input Voltage (Receiver): DC12/24V  
 Working Voltage (Remote Controller): 3VDC(CR2032 Botton Cell)  
 Output Type: PWM output, Constant Voltage  
 Output Current: 3 Channels, ≤4A per channel  
 Output Power: 12V<144W, 24V<288W  
 Output Signal: 2.4GHz  
 Light: RGB  
 Control Sector: Single Sector  
 Control Distance: 30 Meters

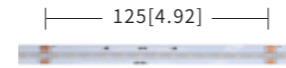


### RM0221SP-HNAK


560Leds-24V-12mm-RGBWW-COB

Flexible RGBWW strip can achieve variable color and CCT as per diverse time periods and diverse user behaviors in one space.

cutting unit Unit: (mm) (inch)



#### IP Grade



#### Parameters

P/N	Voltage(DC V)	Luminous Flux(Lm/m)	Luminous Efficiency(Lm/W)	Power/m(W)	Chips(pcs/m)	Cutting Unit(mm)	Max Cascading(m)
RM0221SP-HNAK	24	264	88	3	560	125	5

#### Recommended Accessories

#### Dimmer



KQ5CH-002-A01


**Specification**  
 Input Voltage (Receiver): DC12/24V  
 Working Voltage (Remote Controller): 3VDC(CR2032 Botton Cell)  
 Output Type: PWM output, Constant Voltage  
 Output Current: 5 Channels, ≤3A per channel  
 Output Power: 12V<180W, 24V<360W  
 Output Signal: 2.4GHz  
 Light: RGBWW  
 Control Sector: 4 Sector  
 Standby time: 12 Months  
 Control Distance: 30 Meters



# FlowLumina Series

► The FlowLumina Series products provide single-point control or multi-segment control of flexible strips, which can achieve billions of color adjustments, single-point or single-segment control, symbolizing the flow and change of light.

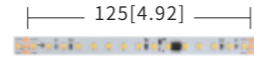




### RL00C0TK-A-1

**120Leds-24V-10mm-Digital White**  
 2835 SMD white LED with external IC, one pixel per unit.  
 LED constant current chip, SPI control, stable and reliable.  
 24V safe voltage, which can be cut per segment (8 segments / SM16703P)

cutting unit Unit: (mm) (inch)



#### IP Grade



#### Parameters (typical values at 4000K)

P/N	Voltage(DC V)	Luminous Flux(Lm/m)	Luminous Efficiency(Lm/W)	Power/m(W)	LEDs(pcs/m)	Cutting Unit(mm)	Max Cascading(m)
RL00C0TK-A-1	24	935	85	11	120	125	5

#### Recommended Accessories

##### Cable-Board Connector



Application	Model
10mm	1CN-07-117

##### Board- Board Connector



Application	Model
10mm	1CN-07-123

##### Dimmer



KQ1CH-016-A01

**Specification**  
 Input Voltage (Receiver): DC12/24V  
 Working Voltage (Remote Controller): 3VDC(CR2032 Botton Cell)  
 Output Type: PWM output, Constant Voltage  
 Output Current: 1 Channel, ≤8A per channel  
 Output Power: 12V<96W , 24V<192W  
 Output Signal: 2.4GHz  
 Light: Single Color  
 Control Sector: Single Sector  
 Standby time: 12 Months  
 Control Distance: 30 Meters



### RL0060AK-1

**60Leds-24V-10mm-Digital RGB**  
 5050 SMD RGB LED with external IC, one pixel per unit.  
 LED constant current chip, SPI control, stable and reliable.  
 24V safe voltage, which can be cut per segment and used. (10 segments / MT16703)

cutting unit Unit: (mm) (inch)



#### IP Grade



#### Parameters

P/N	Voltage(DC V)	Luminous Flux(Lm/m)	Luminous Efficiency(Lm/W)	Power/m(W)	LEDs(pcs/m)	Cutting Unit(mm)	Max Cascading(m)
RL0060AK-1	24	220	37	6	60	100	5

#### Recommended Accessories

##### Cable-Board Connector



Application	Model
10mm	1CN-07-120

##### Board- Board Connector




Application	Model
10mm	1CN-07-126

##### Dimmer



KQ3CH-066-A01

**Specification**  
 Input Voltage (Receiver): DC12/24V  
 Working Voltage (Remote Controller): 3VDC(CR2032 Botton Cell)  
 Output Type: PWM output, Constant Voltage  
 Output Current: 3 Channels, ≤4A per channel  
 Output Power: 12V<144W, 24V<288W  
 Output Signal: 2.4GHz  
 Light: RGB  
 Control Sector: Single Sector  
 Control Distance: 30 Meters



### RN0096JR-1

#### 96Leds-12V-10mm-Digital RGB

3838 SMD RGB LED with internal IC, one pixel per led.


LED constant current chip, SPI control, stable and reliable.

Cuttable by each led, especially suitable for situations that require precise cutting length.

cutting unit Unit: (mm) (inch)



#### IP Grade



#### Parameters (typical values at 4000K)

P/N	Voltage(DC V)	Luminous Flux(Lm/m)	Luminous Efficiency(Lm/W)	Power/m(W)	LEDs(pcs/m)	Cutting Unit(mm)	Max Cascading(m)
RN0096JR-1	12	860	60	14.4	96	10.42	5

#### Recommended Accessories

#### Dimmer



KQ1CH-016-A01

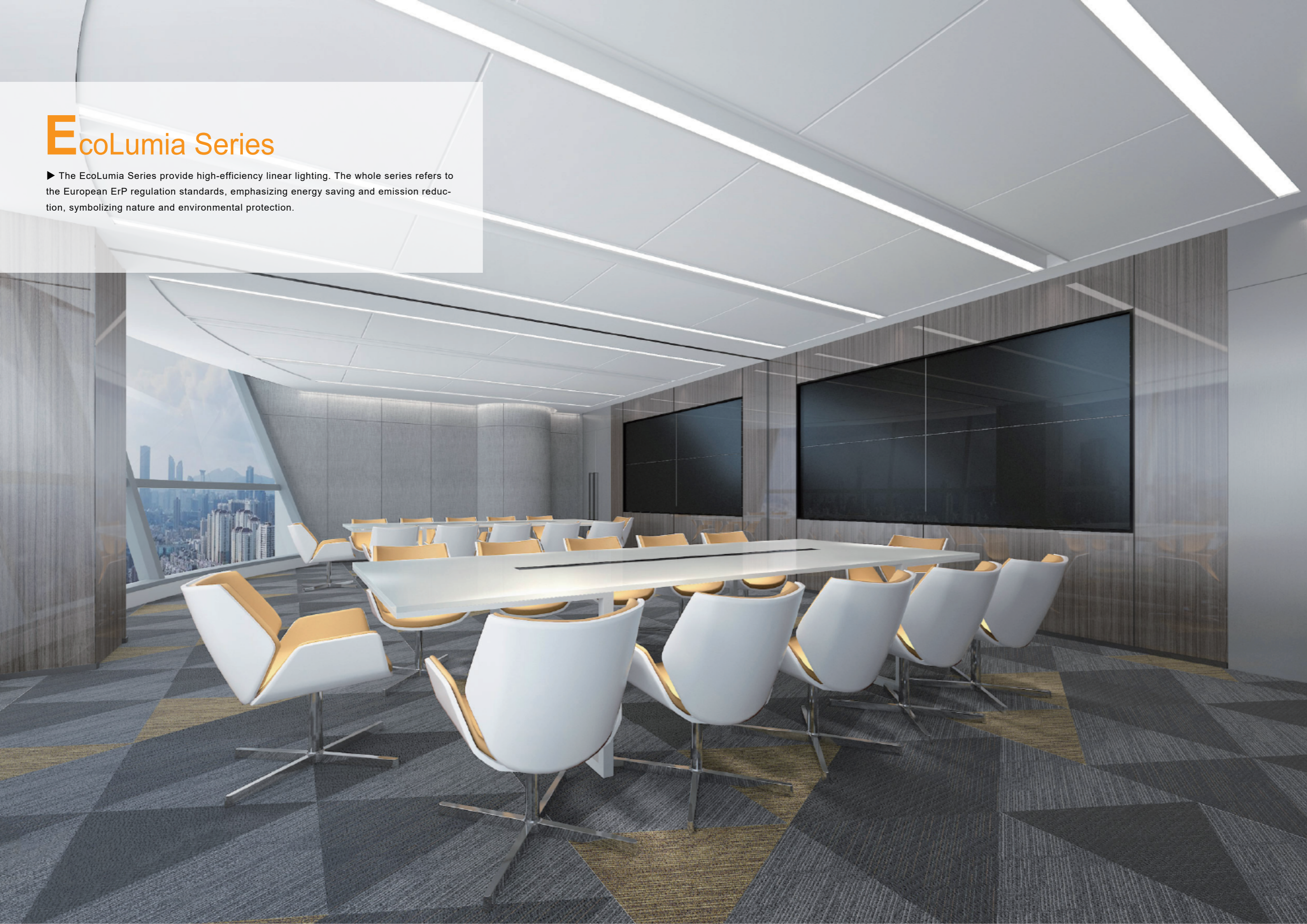
#### Specification

Input Voltage (Receiver): DC12/24V  
 Working Voltage (Remote Controller): 3VDC(CR2032 Botton Cell)  
 Output Type: PWM output, Constant Voltage  
 Output Current: 1 Channel, ≤8A per channel  
 Output Power: 12V<96W, 24V<192W  
 Output Signal: 2.4GHz  
 Light: Single Color  
 Control Sector: Single Sector  
 Standby time: 12 Months  
 Control Distance: 30 Meters



# EcoLumia Series

► The EcoLumia Series provide high-efficiency linear lighting. The whole series refers to the European ErP regulation standards, emphasizing energy saving and emission reduction, symbolizing nature and environmental protection.





### RV0098TC-A


98Leds-24V-10mm- 120Lm/W-ErP E

European ErP standards-Class E

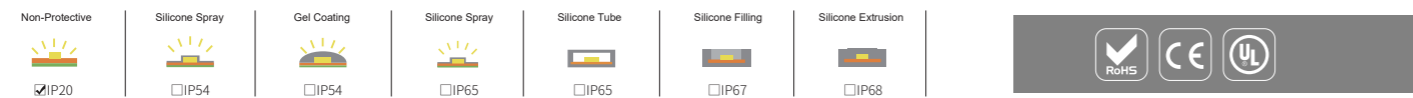
Energy Efficiency, saving 40% of energy than traditional LED strips.

FPC offers an optimal heat dissipation (junction to the heat sink) that guarantees optimal cooling of the LEDs to enable outstanding lifetime and color consistency ratings.

cutting unit Unit: (mm) (inch)



#### IP Grade



#### Parameters (typical values at 4000K)

P/N	Voltage(DC V)	Luminous Flux(Lm/m)	Luminous Efficiency(Lm/W)	Power/m(W)	LEDs(pcs/m)	Cutting Unit(mm)	Max Cascading(m)
RV0098TC-A	24	1055	120	8.4	98	71.4	5

#### Recommended Accessories

##### Cable-Board Connector



Application	Model
10mm	1CN-07-117

##### Board- Board Connector



Application	Model
10mm	1CN-07-123


##### Dimmer



KQ1CH-016-A01

##### Specification

Input Voltage (Receiver): DC12/24V  
 Working Voltage (Remote Controller): 3VDC(CR2032 Botton Cell)  
 Output Type: PWM output, Constant Voltage  
 Output Current: 1 Channel, ≤8A per channel  
 Output Power: 12V<96W , 24V<192W  
 Output Signal: 2.4GHz  
 Light: Single Color  
 Control Sector: Single Sector  
 Standby time: 12 Months  
 Control Distance: 30 Meters



### RV00G8TC-A

168Leds-24V-10mm- 120Lm/W-ErP E

European ErP standards-Class E

Energy Efficiency, saving 40% of energy than traditional LED strips.

FPC offers an optimal heat dissipation (junction to the heat sink) that guarantees optimal cooling of the LEDs to enable outstanding lifetime and color consistency ratings.

cutting unit Unit: (mm) (inch)



#### IP Grade



#### Parameters (typical values at 4000K)

P/N	Voltage(DC V)	Luminous Flux(Lm/m)	Luminous Efficiency(Lm/W)	Power/m(W)	LEDs(pcs/m)	Cutting Unit(mm)	Max Cascading(m)
RV00G8TC-A	24	1808	120	14.4	168	41.67	5

#### Recommended Accessories

##### Cable-Board Connector



Application	Model
10mm	1CN-07-118

##### Board- Board Connector



Application	Model
10mm	1CN-07-124

##### Dimmer



KQ1CH-016-A01

##### Specification

Input Voltage (Receiver): DC12/24V  
 Working Voltage (Remote Controller): 3VDC(CR2032 Botton Cell)  
 Output Type: PWM output, Constant Voltage  
 Output Current: 1 Channel, ≤8A per channel  
 Output Power: 12V<96W , 24V<192W  
 Output Signal: 2.4GHz  
 Light: Single Color  
 Control Sector: Single Sector  
 Standby time: 12 Months  
 Control Distance: 30 Meters



### RV0864TC-A

64Leds-24V-8mm-160Lm/W-ErP D


European ErP standards-Class D  
 Energy Efficiency, saving 60% of energy than traditional LED strips.  
 FPC offers an optimal heat dissipation (junction to the heat sink) that guarantees optimal cooling of the LEDs to enable outstanding lifetime and color consistency ratings.



cutting unit Unit: (mm) (inch)



#### IP Grade



#### Parameters (typical values at 4000K)

P/N	Voltage(DC V)	Luminous Flux(Lm/m)	Luminous Efficiency(Lm/W)	Power/m(W)	LEDs(pcs/m)	Cutting Unit(mm)	Max Cascading(m)
RV0864TC-A	24	780	160	4.8	64	125	5

#### Recommended Accessories

##### Cable-Board Connector



Application	Model
8mm	1CN-07-116

##### Board- Board Connector




Application	Model
8mm	1CN-07-122

##### Dimmer



KQ1CH-016-A01

**Specification**  
 Input Voltage (Receiver): DC12/24V  
 Working Voltage (Remote Controller): 3VDC(CR2032 Botton Cell)  
 Output Type: PWM output, Constant Voltage  
 Output Current: 1 Channel, ≤8A per channel  
 Output Power: 12V<96W , 24V<192W  
 Output Signal: 2.4GHz  
 Light: Single Color  
 Control Sector: Single Sector  
 Standby time: 12 Months  
 Control Distance: 30 Meters




### RV08C8TC-A

128Leds-24V-8mm-160Lm/W-ErP D

European ErP standards-Class D  
 Energy Efficiency, saving 60% of energy than traditional LED strips.  
 FPC offers an optimal heat dissipation (junction to the heat sink) that guarantees optimal cooling of the LEDs to enable outstanding lifetime and color consistency ratings.



cutting unit Unit: (mm) (inch)



#### IP Grade



#### Parameters (typical values at 4000K)

P/N	Voltage(DC V)	Luminous Flux(Lm/m)	Luminous Efficiency(Lm/W)	Power/m(W)	LEDs(pcs/m)	Cutting Unit(mm)	Max Cascading(m)
RV08C8TC-A	24	1550	160	9.6	128	62.5	5

#### Recommended Accessories

##### Cable-Board Connector



Application	Model
8mm	1CN-07-116

##### Board- Board Connector



Application	Model
8mm	1CN-07-122

##### Dimmer



KQ1CH-016-A01

**Specification**  
 Input Voltage (Receiver): DC12/24V  
 Working Voltage (Remote Controller): 3VDC(CR2032 Botton Cell)  
 Output Type: PWM output, Constant Voltage  
 Output Current: 1 Channel, ≤8A per channel  
 Output Power: 12V<96W , 24V<192W  
 Output Signal: 2.4GHz  
 Light: Single Color  
 Control Sector: Single Sector  
 Standby time: 12 Months  
 Control Distance: 30 Meters



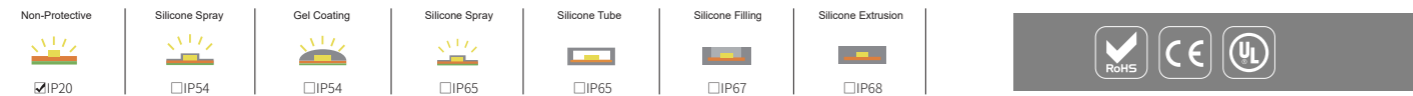
### RV0090TC-A

**90Leds-24V-10mm-210Lm/W-ErP B**  
 European ErP standards-Class B  
 Energy Efficiency, saving 80% of energy than traditional LED strips.  
 FPC offers an optimal heat dissipation (junction to the heat sink) that guarantees optimal cooling of the LEDs to enable outstanding lifetime and color consistency ratings.

**cutting unit** Unit: (mm) (inch)



#### IP Grade



#### Parameters (typical values at 4000K)

P/N	Voltage(DC V)	Luminous Flux(Lm/m)	Luminous Efficiency(Lm/W)	Power/m(W)	LEDs(pcs/m)	Cutting Unit(mm)	Max Cascading(m)
RV0090TC-A	24	987	210	4.8	90	100	5

#### Recommended Accessories

##### Cable-Board Connector



Application	Model
10mm	1CN-07-117

##### Board- Board Connector



Application	Model
10mm	1CN-07-123

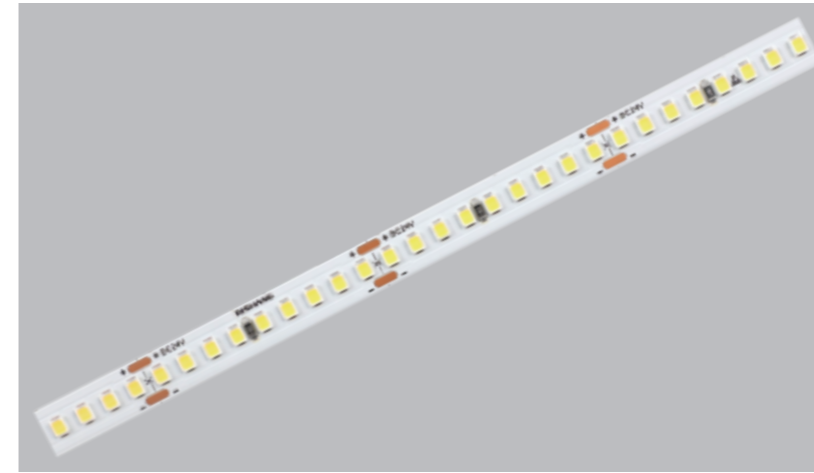
##### Dimmer



KQ1CH-016-A01

##### Specification

Input Voltage (Receiver): DC12/24V  
 Working Voltage (Remote Controller): 3VDC(CR2032 Botton Cell)  
 Output Type: PWM output, Constant Voltage  
 Output Current: 1 Channel, s8A per channel  
 Output Power: 12V<96W , 24V<192W  
 Output Signal: 2.4GHz  
 Light: Single Color  
 Control Sector: Single Sector  
 Standby time: 12 Months  
 Control Distance: 30 Meters



### RV00J0TC-A

**180Leds-24V-10mm-210Lm/W-ErP B**  
 European ErP standards-Class B  
 Energy Efficiency, saving 80% of energy than traditional LED strips.  
 FPC offers an optimal heat dissipation (junction to the heat sink) that guarantees optimal cooling of the LEDs to enable outstanding lifetime and color consistency ratings.

**cutting unit** Unit: (mm) (inch)



#### IP Grade



#### Parameters (typical values at 4000K)

P/N	Voltage(DC V)	Luminous Flux(Lm/m)	Luminous Efficiency(Lm/W)	Power/m(W)	LEDs(pcs/m)	Cutting Unit(mm)	Max Cascading(m)
RV00J0TC-A	24	1958	210	9.6	180	50	5

#### Recommended Accessories

##### Cable-Board Connector



Application	Model
10mm	1CN-07-118

##### Board- Board Connector



Application	Model
10mm	1CN-07-124

##### Dimmer



KQ1CH-016-A01

##### Specification

Input Voltage (Receiver): DC12/24V  
 Working Voltage (Remote Controller): 3VDC(CR2032 Botton Cell)  
 Output Type: PWM output, Constant Voltage  
 Output Current: 1 Channel, s8A per channel  
 Output Power: 12V<96W , 24V<192W  
 Output Signal: 2.4GHz  
 Light: Single Color  
 Control Sector: Single Sector  
 Standby time: 12 Months  
 Control Distance: 30 Meters

# EndlessLumia Series

► The EndlessLumia Series provide single-ended power supply, long cascade flexible linear lighting, symbolizing continuity and endlessness.





### RL00C0TC-A-1

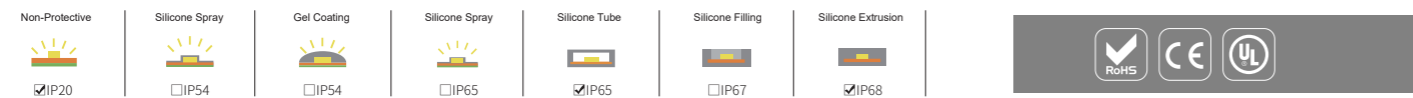
**120Leds-24V-10mm-SMD-20 meters**  
Single ended 20 meters power supply, saving power and wiring costs



cutting unit Unit: (mm) (inch)



#### IP Grade



#### Parameters (typical values at 4000K)

P/N	Voltage(DC V)	Luminous Flux(Lm/m)	Luminous Efficiency(Lm/W)	Power/m(W)	LEDs(pcs/m)	Cutting Unit(mm)	Max Cascading(m)
RL00C0TC-A-1	24	776	96	8	120	41.67	20

#### Recommended Accessories

##### Cable-Board Connector



Application	Model
10mm	1CN-07-117

##### Board- Board Connector



Application	Model
10mm	1CN-07-123

##### Dimmer



KQ1CH-016-A01

##### Specification

Input Voltage (Receiver): DC12/24V  
Working Voltage (Remote Controller): 3VDC(CR2032 Botton Cell)  
Output Type: PWM output, Constant Voltage  
Output Current: 1 Channel, ≤8A per channel  
Output Power: 12V<96W , 24V<192W  
Output Signal: 2.4GHz  
Light: Single Color  
Control Sector: Single Sector  
Standby time: 12 Months  
Control Distance: 30 Meters

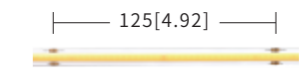


### RM0019MD-A-1


**288Leds-24V-10mm-COB-15 meters**  
Single ended 15 meters power supply, saving power and wiring costs



cutting unit Unit: (mm) (inch)



#### IP Grade



#### Parameters (typical values at 4000K)

P/N	Voltage(DC V)	Luminous Flux(Lm/m)	Luminous Efficiency(Lm/W)	Power/m(W)	Chips(pcs/m)	Cutting Unit(mm)	Max Cascading(m)
RM0019MD-A-1	24	565	75	7.5	288	125	15

#### Recommended Accessories

##### Cable-Board Connector



Application	Model
10mm	1CN-07-207

##### Board- Board Connector



Application	Model
10mm	1CN-07-208

##### Dimmer



KQ1CH-016-A01

##### Specification

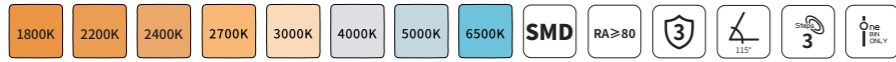
Input Voltage (Receiver): DC12/24V  
Working Voltage (Remote Controller): 3VDC(CR2032 Botton Cell)  
Output Type: PWM output, Constant Voltage  
Output Current: 1 Channel, ≤8A per channel  
Output Power: 12V<96W , 24V<192W  
Output Signal: 2.4GHz  
Light: Single Color  
Control Sector: Single Sector  
Standby time: 12 Months  
Control Distance: 30 Meters




### RJ0060TD-A

**60Leds-24V-10mm-SMD-30 meters**  
Single ended 30 meters power supply, saving power and wiring costs.

**cutting unit** Unit: (mm) (inch)



#### IP Grade



#### Parameters (typical values at 4000K)

P/N	Voltage(DC V)	Luminous Flux(Lm/m)	Luminous Efficiency(Lm/W)	Power/m(W)	LEDs(pcs/m)	Cutting Unit(mm)	Max Cascading(m)
RJ0060TD-A	24	470	98	4.8	60	100	30

#### Recommended Accessories

##### Cable-Board Connector



Application	Model
10mm	1CN-07-117

##### Board- Board Connector



Application	Model
10mm	1CN-07-123

##### Dimmer



KQ1CH-016-A01

##### Specification

Input Voltage (Receiver): DC12/24V  
Working Voltage (Remote Controller): 3VDC(CR2032 Botton Cell)  
Output Type: PWM output, Constant Voltage  
Output Current: 1 Channel, ≤8A per channel  
Output Power: 12V<96W , 24V<192W  
Output Signal: 2.4GHz  
Light: Single Color  
Control Sector: Single Sector  
Standby time: 12 Months  
Control Distance: 30 Meters



# HealthGlow Series

► The HealthGlow Series are designed by the concept of Human-Centric Lighting and healthy lighting, consider various human lifestyles and biological rhythms, while utilizing both visual and non visual effects of light, provide excellent overall lighting environment for human.






### RL08C0TC-QG


120Leds-24V-8mm-SMD-CRI95

Single ended 10 meters power supply, saving power and wiring costs.

cutting unit Unit: (mm) (inch)



#### IP Grade



#### Parameters (typical values at 4000K)

P/N	Voltage(DC V)	Luminous Flux(Lm/m)	Luminous Efficiency(Lm/W)	Power/m(W)	LEDs(pcs/m)	Cutting Unit(mm)	Max Cascading(m)
RL08C0TC-QG	24	810	90	9	120	33.33	10

#### Recommended Accessories

##### Cable-Board Connector



Application	Model
8mm	1CN-07-116

##### Board- Board Connector



Application	Model
8mm	1CN-07-122

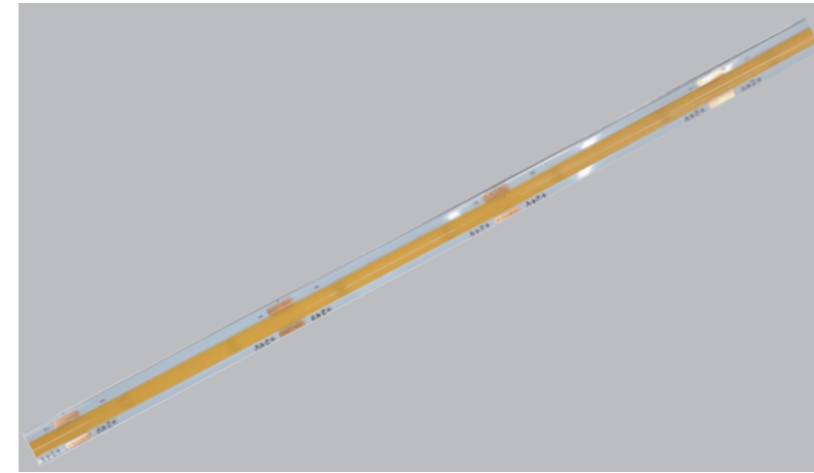
##### Dimmer



KQ1CH-016-A01

##### Specification

Input Voltage (Receiver): DC12/24V  
 Working Voltage (Remote Controller): 3VDC(CR2032 Botton Cell)  
 Output Type: PWM output, Constant Voltage  
 Output Current: 1 Channel, ≤8A per channel  
 Output Power: 12V<96W , 24V<192W  
 Output Signal: 2.4GHz  
 Light: Single Color  
 Control Sector: Single Sector  
 Standby time: 12 Months  
 Control Distance: 30 Meters

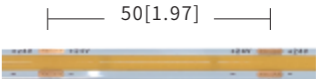


### RM0812EC-A-L-QG

480Leds-24V-8mm-COB-CRI95

Single ended 10 meters power supply, saving power and wiring costs.

cutting unit Unit: (mm) (inch)



#### IP Grade



#### Parameters (typical values at 4000K)

P/N	Voltage(DC V)	Luminous Flux(Lm/m)	Luminous Efficiency(Lm/W)	Power/m(W)	Chips(pcs/m)	Cutting Unit(mm)	Max Cascading(m)
RM0812EC-A-L-QG	24	700	70	10	480	50	5

#### Recommended Accessories

##### Dimmer



KQ1CH-016-A01


##### Specification

Input Voltage (Receiver): DC12/24V  
 Working Voltage (Remote Controller): 3VDC(CR2032 Botton Cell)  
 Output Type: PWM output, Constant Voltage  
 Output Current: 1 Channel, ≤8A per channel  
 Output Power: 12V<96W , 24V<192W  
 Output Signal: 2.4GHz  
 Light: Single Color  
 Control Sector: Single Sector  
 Standby time: 12 Months  
 Control Distance: 30 Meters

# TinyLumia Series

► The TinyLumia Series provide special size products, symbolizing tiny and precision. Specially designed for extremely thin and narrow lighting spaces, advanced optical technology can provide soft light, giving the entire lighting space a more integrated design feel.






### RN0SQ0XC


240Leds-24V-3mm-SMD

Ultra narrow 3mm, flexible LED light line sets new standards in decorative lighting.

cutting unit Unit: (mm) (inch)



#### IP Grade



#### Parameters (typical values at 4000K)

P/N	Voltage(DC V)	Luminous Flux(Lm/m)	Luminous Efficiency(Lm/W)	Power/m(W)	LEDs(pcs/m)	Cutting Unit(mm)	Max Cascading(m)
RN0SQ0XC	24	615	100	6	240	25	3

#### Recommended Accessories


##### Dimmer



KQ1CH-016-A01

##### Specification

Input Voltage (Receiver): DC12/24V  
 Working Voltage (Remote Controller): 3VDC(CR2032 Botton Cell)  
 Output Type: PWM output, Constant Voltage  
 Output Current: 1 Channel, ≤8A per channel  
 Output Power: 12V<96W , 24V<192W  
 Output Signal: 2.4GHz  
 Light: Single Color  
 Control Sector: Single Sector  
 Standby time: 12 Months  
 Control Distance: 30 Meters

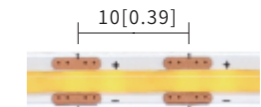


### RM0528EA-A-L

400Leds-12V-5mm-COB

Ultra narrow 5mm, flexible LED light line sets new standards in decorative lighting.  
 Cuttable by each 10mm, especially suitable for situations that require precise cutting length.

cutting unit Unit: (mm) (inch)



#### IP Grade



#### Parameters (typical values at 4000K)

P/N	Voltage(DC V)	Luminous Flux(Lm/m)	Luminous Efficiency(Lm/W)	Power/m(W)	Chips(pcs/m)	Cutting Unit(mm)	Max Cascading(m)
RM0528EA-A-L	12	580	97	6	400	10	3

#### Recommended Accessories

##### Cable-Board Connector



Application	Model
5mm	1CN-07-209

##### Board- Board Connector



Application	Model
5mm	1CN-07-210


##### Dimmer



KQ1CH-016-A01

##### Specification

Input Voltage (Receiver): DC12/24V  
 Working Voltage (Remote Controller): 3VDC(CR2032 Botton Cell)  
 Output Type: PWM output, Constant Voltage  
 Output Current: 1 Channel, ≤8A per channel  
 Output Power: 12V<96W , 24V<192W  
 Output Signal: 2.4GHz  
 Light: Single Color  
 Control Sector: Single Sector  
 Standby time: 12 Months  
 Control Distance: 30 Meters

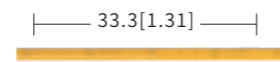


### RM0412EC-A

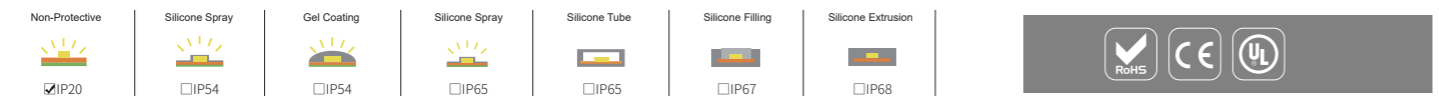
480Leds-24V-4mm-COB

Ultra narrow 4mm, flexible LED light line sets new standards in decorative lighting. Dot free and absolutely homogeneous light emission surface.

**cutting unit** Unit: (mm) (inch)



#### IP Grade



#### Parameters (typical values at 4000K)

P/N	Voltage(DC V)	Luminous Flux(Lm/m)	Luminous Efficiency(Lm/W)	Power/m(W)	Chips(pcs/m)	Cutting Unit(mm)	Max Cascading(m)
RM0412EC-A	24	495	90	5.5	480	33.3	5

#### Recommended Accessories

#### Dimmer



KQ1CH-016-A01


**Specification**  
 Input Voltage (Receiver): DC12/24V  
 Working Voltage (Remote Controller): 3VDC(CR2032 Botton Cell)  
 Output Type: PWM output, Constant Voltage  
 Output Current: 1 Channel, ≤8A per channel  
 Output Power: 12V<96W , 24V<192W  
 Output Signal: 2.4GHz  
 Light: Single Color  
 Control Sector: Single Sector  
 Standby time: 12 Months  
 Control Distance: 30 Meters





## ExtraLumia Series

► The ExtraLumia Series is designed for spaces with specific high brightness and main lighting effects, symbolizing the brightness and illumination of light. Choosing ExtraLumia to illuminate your space would be a wise and beautiful choice.



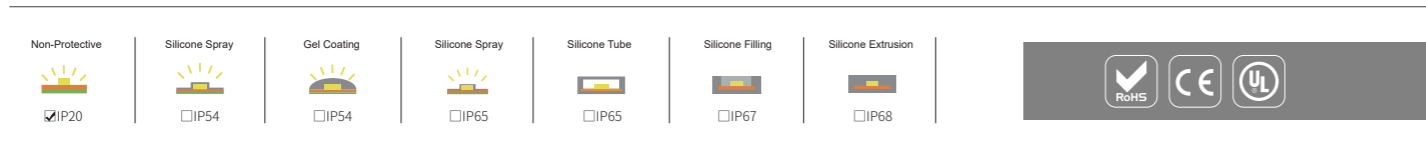
### RL02Q0TC-A-1

240Leds-24V-12mm-16W-SMD  
High Lumen output up to 1500 lm/m

cutting unit Unit: (mm) (inch)



#### IP Grade



#### Parameters (typical values at 4000K)

P/N	Voltage(DC V)	Luminous Flux(Lm/m)	Luminous Efficiency(Lm/W)	Power/m(W)	LEDs(pcs/m)	Cutting Unit(mm)	Max Cascading(m)
RL02Q0TC-A-1	24	1488	93	16	240	25	10

#### Recommended Accessories


##### Dimmer



KQ1CH-016-A01

##### Specification

Input Voltage (Receiver): DC12/24V  
Working Voltage (Remote Controller): 3VDC(CR2032 Botton Cell)  
Output Type: PWM output, Constant Voltage  
Output Current: 1 Channel, ≤8A per channel  
Output Power: 12V<96W , 24V<192W  
Output Signal: 2.4GHz  
Light: Single Color  
Control Sector: Single Sector  
Standby time: 12 Months  
Control Distance: 30 Meters



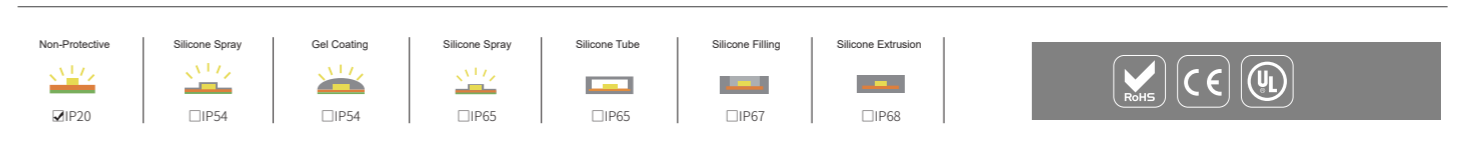
### RM0003EC-A-T

720Leds-24V-10mm-20W-COB  
High Lumen output up to 1760 lm/m

cutting unit Unit: (mm) (inch)



#### IP Grade



#### Parameters (typical values at 4000K)

P/N	Voltage(DC V)	Luminous Flux(Lm/m)	Luminous Efficiency(Lm/W)	Power/m(W)	Chips(pcs/m)	Cutting Unit(mm)	Max Cascading(m)
RM0003EC-A-T	24	1800	90	20	720	33	5

#### Recommended Accessories

##### Cable-Board Connector



Application	Model
10mm	1CN-07-207

##### Board- Board Connector



Application	Model
10mm	1CN-07-208


##### Dimmer



KQ1CH-016-A01

##### Specification

Input Voltage (Receiver): DC12/24V  
Working Voltage (Remote Controller): 3VDC(CR2032 Botton Cell)  
Output Type: PWM output, Constant Voltage  
Output Current: 1 Channel, ≤8A per channel  
Output Power: 12V<96W , 24V<192W  
Output Signal: 2.4GHz  
Light: Single Color  
Control Sector: Single Sector  
Standby time: 12 Months  
Control Distance: 30 Meters

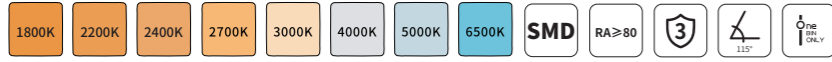


### RD00Q0TC-A-T


240Leds-24V-10mm-28W-SMD

High Lumen output up to 2465 lm/m

cutting unit Unit: (mm) (inch)



#### IP Grade



#### Parameters (typical values at 4000K)

P/N	Voltage(DC V)	Luminous Flux(Lm/m)	Luminous Efficiency(Lm/W)	Power/m(W)	LEDs(pcs/m)	Cutting Unit(mm)	Max Cascading(m)
RD00Q0TC-A-T	24	2390	85	28	240	25	3

#### Recommended Accessories

##### Cable-Board Connector



Application	Model
10mm	1CN-07-118

##### Board- Board Connector



Application	Model
10mm	1CN-07-124

##### Dimmer



KQ1CH-016-A01

**Specification**  
 Input Voltage (Receiver): DC12/24V  
 Working Voltage (Remote Controller): 3VDC(CR2032 Bottom Cell)  
 Output Type: PWM output, Constant Voltage  
 Output Current: 1 Channel, ≤8A per channel  
 Output Power: 12V<96W, 24V<192W  
 Output Signal: 2.4GHz  
 Light: Single Color  
 Control Sector: Single Sector  
 Standby time: 12 Months  
 Control Distance: 30 Meters



# Power supply series

► The power supply series provides safe, reliable and long-life driving for linear lighting products, and continuously provides light engines for linear lighting.

# PD Series

## IP67 waterproof power supply

- Ultra thin 20-23mm (thickness), ultra narrow 35-45mm (width);
- High efficiency, power factor PF $\geq$ 0.95;
- Full series certification, certified by TUV-Mark, UKCA, CE, RoHS, RCM, CB;
- Equipped with overvoltage, overcurrent, and short-circuit protection functions;
- 5-year warranty;



# Dimmers

## Dimmable Series



KQ1CH-016-A01

### Specification

Input Voltage (Receiver): DC12/24V  
Working Voltage (Remote Controller): 3VDC(CR2032 Bottom Cell)  
Output Type: PWM output, Constant Voltage  
Output Current: 1 Channel, ≤8A per channel  
Output Power: 12V<96W, 24V<192W  
Output Signal: 2.4GHz  
Light: Single Color  
Control Sector: Single Sector  
Standby time: 12 Months  
Control Distance: 30 Meters



KQ000-003-A01

### Specification

Output Signal: 2.4GHz  
Working Voltage: 3VDC(CR2032 Bottom Cell)  
Working Current: <20mA  
Standby Current: <4uA  
Standby time: 12 Months  
Control Sector: 4 Sectors  
Control Distance: 30 Meters



KQ3CH-065-A01

### Specification

Input Voltage: DC12/24V  
Output Signal: 2.4GHz  
Working Voltage: 3VDC(CR2032 Bottom Cell)  
Output Type: PWM output, Constant Voltage  
Output Current: 3 Channels, ≤4A per channel  
Static Power Dissipation: <1W  
Output Power: 12V<144W, 24V<288W  
Dimming Range: 0-100%



KQ3CH-066-A01

### Specification

Input Voltage (Receiver): DC12/24V  
Working Voltage (Remote Controller): 3VDC(CR2032 Bottom Cell)  
Output Type: PWM output, Constant Voltage  
Output Current: 3 Channel, ≤4A per channel  
Output Power: 12V<144W, 24V<288W  
Output Signal: 2.4GHz  
Light: RGB  
Control Sector: Single Sector  
Control Distance: 30 Meters



KQ3CH-067-A01

### Specification

Input Voltage (Receiver): DC12/24V  
Output Type: PWM output, Constant Voltage  
Output Current: 3 Channels, ≤4A per channel  
Static Power Dissipation: <1W  
Output Power: 12V<144W, 24V<288W  
Output Signal: 2.4GHz  
Light: Dimmable/CCT/RGB



KQ3CH-066-A02

### Specification

Input Voltage: DC12/24V  
Output Signal: 2.4GHz  
Output Type: PWM output, Constant Voltage  
Output Current: 3 Channels, ≤4A per channel  
Static Power Dissipation: <1W  
Output Power: 12V<144W, 24V<288W  
Dimming Range: 0-100%



KQ1CH-017-A01

### Specification

Input Voltage (Receiver): DC12/24V  
Output Type: PWM output, Constant Voltage  
Output Current: 1 Channel, ≤8A per channel  
Static Power Dissipation: <1W  
Output Power: 12V<96W, 24V<192W  
Output Signal: 2.4GHz  
Light: Dimmable



KQ000-002-A01

### Specification

Output Signal: 2.4GHz  
Working Voltage: AAA Battery (2 cells)  
Working Current: <20mA  
Standby Current: <10uA  
Standby time: 6 Months  
Light: Dimmable  
Control Sector: Single Sector  
Control Distance: 30 Meters



KQ4CH-011-A01

### Specification

Input Voltage: DC12/24V  
Output Signal: 2.4GHz  
Working Voltage: 3VDC(CR2032 Bottom Cell)  
Output Type: PWM output, Constant Voltage  
Output Current: 4 Channels, ≤3A per channel  
Static Power Dissipation: <1W  
Output Power: 12V<144W, 24V<288W  
Dimming Range: 0-100%



KQ4CH-011-A03

### Specification

Input Voltage: DC12/24V  
Output Signal: 2.4GHz  
Output Type: PWM output, Constant Voltage  
Output Current: 3 Channels, ≤4A per channel  
Static Power Dissipation: <1W  
Output Power: 12V<144W, 24V<288W  
Dimming Range: 0-100%

## CCT Series



KQ2CH-008-A01

### Specification

Input Voltage (Receiver): DC12/24V  
Working Voltage (Remote Controller): 3VDC(CR2032 Bottom Cell)  
Output Type: PWM output, Constant Voltage  
Output Current: 2 Channels, ≤5A per channel  
Output Power: 12V<60W, 24V<120W  
Output Signal: 2.4GHz  
Light: CCT  
Control Sector: Single Sector  
Control Distance: 30 Meters



KQ2CH-009-A01

### Specification

Input Voltage (Receiver): DC12/24V  
Output Type: PWM output, Constant Voltage  
Output Current: 1 Channel, ≤8A per channel  
Static Power Dissipation: <1W  
Output Power: 12V<96W, 24V<192W  
Output Signal: 2.4GHz  
Light: Dimmable



KQ000-002-A02

### Specification

Output Signal: 2.4GHz  
Working Voltage: AAA Battery (2 cells)  
Working Current: <20mA  
Standby Current: <10uA  
Standby time: 6 Months  
Light: CCT  
Control Sector: Single Sector  
Control Distance: 30 Meters



KQ000-003-A02

### Specification

Output Signal: 2.4GHz  
Working Voltage: 3VDC(CR2032 Bottom Cell)  
Working Current: <20mA  
Standby Current: <4uA  
Standby time: 12 Months  
Control Sector: 4 Sectors  
Control Distance: 30 Meters



KQ2CH-010-A01

### Specification

Input Voltage: DC12/24V  
Output Signal: 2.4GHz  
Output Type: PWM output, Constant Voltage  
Output Current: 2CH 5A/CH  
Static Power Dissipation: <1W  
Output Power: 12V<60W, 24V<120W  
Dimming Range: 0-100%



KQ4CH-011-A02

### Specification

Input Voltage: DC12/24V  
Output Signal: 2.4GHz  
Output Type: PWM output, Constant Voltage  
Output Current: 4 Channels, ≤3A per channel  
Static Power Dissipation: <1W  
Output Power: 12V<72W, 24V<144W  
Dimming Range: 0-100%

# Dimmers

## RGBW Series



KQ4CH-010-A01

### Specification

Input Voltage (Receiver): DC12/24V  
 Working Voltage (Remote Controller): 3VDC(CR2032 Bottom Cell)  
 Output Type: PWM output, Constant Voltage  
 Output Current: 4 Channels, ≤3A per channel  
 Output Power: 12V<144W, 24V<288W  
 Output Signal: 2.4GHz  
 Light: RGBW  
 Control Sector: Single Sector  
 Standby time: 12 Months  
 Control Distance: 30 Meters



KQ4CH-009-A01

### Specification

Input Voltage (Receiver): DC12/24V  
 Output Type: PWM output, Constant Voltage  
 Output Current: 4 Channels, ≤3A per channel  
 Static Power Dissipation: < 1W  
 Output Power: 12V<144W, 24V<288W  
 Output Signal: 2.4GHz  
 Light: Dimmable/CCT/RGB/RGBW



KQ000-004-A01

### Specification

Output Signal: 2.4GHz  
 Working Voltage: 3VDC(CR2032 Bottom Cell)  
 Working Current: < 20mA  
 Standby Current: < 4uA  
 Standby time: 12 Months  
 Control Sector: 4 Sectors  
 Control Distance: 30 Meters



KQ000-005-A02

### Specification

Output Signal: 2.4GHz  
 Working Voltage: AAA Battery (2 cells)  
 Working Current: < 20mA  
 Standby Current: < 4uA  
 Standby time: 6 Months  
 Control Sector: Single Sector  
 Control Distance: 30 Meters



KQ000-005-A01

### Specification

Output Signal: 2.4GHz  
 Working Voltage: 3VDC(CR2032 Bottom Cell)  
 Working Current: < 20mA  
 Standby Current: < 4uA  
 Standby time: 12 Months  
 Control Sector: 4 Sectors  
 Control Distance: 30 Meters



KQ000-001-A01

### Specification

Output Signal: 2.4GHz  
 Working Voltage: AAA Battery (2 cells)  
 Working Current: < 20mA  
 Standby Current: < 10uA  
 Standby time: 6 Months  
 Light: RGB/RGBW  
 Control Sector: 4 Sectors  
 Control Distance: 30 Meters



KQ4CH-011-A04

### Specification

Input Voltage: DC12/24V  
 Output Signal: 2.4GHz  
 Output Type: PWM output, Constant Voltage  
 Output Current: 4 Channels, ≤3A per channel  
 Static Power Dissipation: < 1W  
 Output Power: 12V<144W, 24V<288W  
 Dimming Range: 0~100%

## Power Amplifier



KQ1CH-018-A01

### Specification

Input Voltage: 5-36V DC  
 Output Type: PWM output, Constant Voltage  
 Output Current: 1 Channel, ≤8A per channel  
 Static Power Dissipation: < 1W  
 Output Power: 5V<40W, 36V<288W  
 Output Signal: 2.4GHz  
 Light: Dimmable



KQ3CH-068-A01

### Specification

Input Voltage: DC12/24V  
 Input Signal: PWM, 3-way (common anode)  
 Output Type: PWM output, Constant Voltage  
 Output Current: 3 Channels, ≤6A per channel  
 Static Power Dissipation: < 1W  
 Output Power: 12V<18W, 24V<432W  
 Light: Dimmable/CCT/RGB

## RGB+CCT Series



KQ5CH-002-A01

### Specification

Input Voltage (Receiver): DC12/24V  
 Working Voltage (Remote Controller): 3VDC(CR2032 Bottom Cell)  
 Output Type: PWM output, Constant Voltage  
 Output Current: 5 Channels, ≤3A per channel  
 Output Power: 12V<180W, 24V<360W  
 Output Signal: 2.4GHz  
 Light: RGB+CCT  
 Control Sector: 4 Sectors  
 Standby time: 12 Months  
 Control Distance: 30 Meters



KQ5CH-003-A01

### Specification

Input Voltage (Receiver): DC12/24V  
 Output Type: PWM output, Constant Voltage  
 Output Current: 5 Channels, ≤3A per channel  
 Static Power Dissipation: < 1W  
 Output Power: 12V<180W, 24V<360W  
 Output Signal: 2.4GHz  
 Light: Dimmable/CCT/RGB/RGBW/RGB+CCT



KQ4CH-012-A01

### Specification

Input Voltage: DC12/24V  
 Input Signal: PWM, 4-way (common anode)  
 Output Type: PWM output, Constant Voltage  
 Output Current: 4 Channels, ≤5A per channel  
 Static Power Dissipation: < 1W  
 Output Power: 12V<240W, 24V<480W  
 Light: Dimmable/CCT/RGB/RGBW

## LOOKING FORWARD TO THE FUTURE



### Healthy Intelligent Low Carbon

RISHANG Optoelectronics has deep insight into customer needs and innovative technology development to provide customers with products and solutions that fit the market.

### Integrity Win-Win Cooperation

Become a reliable LED products provider and create more mutual benefits and value for global partners.

